TREND

INSTALLAZIONE E MANUTENZIONE
MONTAGE UND WARTUNG
INSTALLATION AND MAINTENANCE
INSTALLACIÒN Y MANTENIMIENTO
INSTALLATION ET ENTRETIEN

ZAZZERI

CODICI UTILI PER ASSISTENZA TECNICA

Useful codes for technical assistance
Nützliche Kodierungen für die technische Unterstützung
Codigos útil para la asistencia técnica
References a rappeler pour le service apres vente

TAGLIANDO CODICE OPERATORE

Le immagini ed i dati sono da ritenersi indicativi e possono subire variazioni anche senza alcun preavviso

Images and data are to be considered indicative and may be changed also without any notice

Model-, Programm- um technische Änderungen sowie Irrtum vorbehalten

Las imágenes y los datos deben entenderse como indicativos y pueden sufrir variaciones sin previo aviso

Les images et les donnes techniques doivent être considérés indicatifs et peuvent subir variations sans préavis

INDEX

Informazioni generali Pag. 06
General information - Allgemeine Informatione
Informaciones generales - Informations générales

INSTALLAZIONE - *INSTALLATION - MONTAGE - INSTALACIÓN - INSTALLATION*

Simbologia Pag. 11
Symbol - Zeichnung - Simbolos - Symbols

Attrezzi Pag. 12
Tools - Werkzeuge - Herramientas - Outils

Miscelatore lavabo - 3100 1100 A00 + 3100 1098 A00 Pag. 13
Single lever washbasin mixer - Waschtisch-Einhandbatterie
Monomando lavabo - Mitigeur lavabo

Miscelatore lavabo senza scarico - 3100 1106 A00 + 3100 1104 A00 Pag. 13
Single lever washbasin mixer without plug - Waschtisch-Einhandbatterie ohne Ablauf
Monomando lavabo sin desagüe - Mitigeur lavabo sans bonde vidange

Miscelatore bidet - 3100 1201 A00 Pag. 13
Single lever bidet mixer - Bidet-Einhandbatterie
Monomando bidet - Mitigeur bidet

Miscelatore lavabo ad incasso senza piastra - 3100 A113 A00 + 3500 B113 A00 Pag. 18
Built-in washbasin set without plate - UP-montiert Wand-Waschtischbatterie ohne Platte
Bateria lavabo de empotrar sin placa - Mitigeur lavabo à encastrer sans plaque

Miscelatore lavabo ad incasso verticale senza piastra Pag. 21
3100 A113 A00 + 3500 B113 A00
Built-in washbasin set without plate - UP-montiert Wand-Waschtischbatterie ohne Platte
Bateria lavabo de empotrar sin placa - Mitigeur lavabo à encastrer sans plaque

Miscelatore vasca ad incasso - 3100 i401 A00 + 3500 B113 A00 Pag. 24
Built-in bathtub set - Wannenbatterie Up-Montiert
Bateria bañera empotrar - Mitigeur bain/douche à encastrer

Miscelatore vasca esterno duplex 1/2" - 3100 1400 A00 Pag. 29
Single lever bathtub mixer - Wannen-Einhandbatterie
Monomando bañera - Mitigeur bain/douche

Miscelatore ad incasso con deviatore - 3100 A401 A00 + 3500 B401 A00 Pag. 31
Built-in single lever bathtub mixer with diverter - Wannen-Einhandbatterie UP-Mont. mit Umsteller
Monomando bañera empotrado con inversor - Mitigeur bain/douche à encastrer avec inverseur

Miscelatore ad incasso - 3100 A402 A00 + 3500 B402 A00 Pag. 34
Built-in single lev. shower mixer - Brause-Einhandb. UP-Mont.
Monom. ducha empotrado completo - Mitigeur douche à encastrer complet

Braccio doccia con soffione anticalcare - 3100 BR01 A00 + 29SO07 A00/A01 Pag. 36
Shower head, complete, w/anti-limescale outlet - Brausearm komplett mit Antikalkbrausekopf
Brazo ducha completo con plato antical - Douche de tête complète avec pomme anti-calcaire

Set doccia completo di presa acqua a muro - 3100 0414 A00 Pag. 39
Shower set - Duschgarnitur
Garnitur de douche - Juego de ducha

Asta saliscendi - 6800 A414 A00 Pag. 38
Sliding bar - Gleitstange
Corredera - Barre coulissante

MANUTENZIONE - *MAINTENANCE - WARTUNG - MANTENIMIENTO - ENTRETIEN*

Sostituzione cartuccia lavabo/bidet Pag. 40
Replacement of washbasin/bidet cartridge - Austausch Kartusche Waschtischbatterie/Bidet
Cambio cartucho lavabo/bidè - Remplacement cartouche lavabo/bidet

Sostituzione cartuccia nelle parti da incasso Pag. 44
Cartridge replacement for built-in parts - Austausch Kartusche in Batterien mit UP-Montage
Cambio cartucho en las partes empotradas - Remplacement cartouche pour les pièces à encastrer

Sostituzione cartuccia miscelatore e cartuccia deviatrice per gruppo esterno vasca Pag. 48
Replacement of mixer cartridge and diverter cartridge for wall mtd bathtub
Austausch mischerkartusche und umstellkartusche für wannenbatterie wandmontage
Cambio cartucho mezclador y cartucho inversor para grupo externo bañera
Remplacement cartouche mélangeur et cartouche inverseur pour mélangeur bain/douche mural

Garanzia Zazzeri Pag. 54
Zazzeri guarantee - Die Garantie von Zazzeri
Garantía Zazzeri - Garantie Zazzeri

Codici utili per assistenza tecnica Pag. 02
Useful codes for technical assistance
Nützliche Kodierungen für die technische Unterstützung
Codigos útil para la asistencia técnica
References a rappeler pour le service apres vente

RUBINETTERIA ZAZZERI

Temperatura di utilizzo	**max** 80° C	**consigliata** 60° ± 5° C
Pressione di alimentazione	**min** 0.5 bar	**max** 3 bar continui - 5 bar occasionali
Differenza pressione calda/fredda	**max** 1.5 bar	**consigliata** la minima possibile

Nel caso di pressioni oltre i 5 bar, installare un riduttore di pressione centralizzato.

Consigli di installazione

Prima del montaggio di un rubinetto, è sempre necessario lo spurgo delle tubazioni, specialmente per impianti nuovi. Date le condizioni generali di degrado dell'acqua potabile, è sempre consigliabile l'installazione di un filtro centralizzato a monte o, in alternativa, l'utilizzo di rubinetti filtro sottolavabo. **L'installazione di filtri è invece indispensabile per il montaggio di rubinetteria tradizionale con movimento a dischi ceramici e miscelatori monocomando.**

Montaggio cartuccia

L'alloggiamento sul corpo rubinetto deve essere pulito, esente da bave, trucioli, impurità, soprattutto dove appoggiano le guarnizioni; evitare l'utilizzo di grasso, olio, vernice o diluenti. Lubrificare sugli O-Ring diametrali con grasso neutro al silicone. Il serraggio della ghiera deve avvenire liberamente, ma senza giochi; la ghiera deve appoggiare su tutto il piano della cartuccia. Serrare con coppia di 10 ÷ 12 Nm. Evitare sovraccarichi innaturali sulla leva, sia durante l'uso, sia durante l'imballo, il trasporto e l'installazione.

Pulizia

Un panno morbido è l'ideale per la pulizia dei rubinetti. Non usare in alcun caso sostanze abrasive, caustiche o aggressive.

Cromo - Le superfici cromate si puliscono con un detersivo delicato, oppure con acqua e sapone. Per eliminare il calcare non si devono usare detergenti contenenti acidi minerali (es. acido cloridrico) o acidi organici aggressivi (es. acido acetico), questi ultimi se non diluiti. E' consigliabile l'uso di prodotti a base di acido citrico.
Dopo la pulizia è importante sciacquare bene il rubinetto ed asciugarlo con cura.

ZAZZERI TAP FITTINGS

Temperature range	***max*** *80°C*	***recommended*** *60 ± 5°C*
Water supply pressure	***min*** *0.5 bar*	***max*** *3 continual bar - 5 occasional bar*
difference of hot/cold pressure	***max*** *1.5 bar*	***recommended*** *minimum possible*

In the event of pressure over 5 bar, install a centralised pressure reducer.

Installation advice

Before fitting a tap, it is essential to bleed the pipes, especially in case of new installations. Given the generally poor quality of drinking water, the use of a central filter at source or of filter cocks below the basin is recommended.
The installation of filters is essential when fitting traditional taps with a ceramic disc movement and single-lever mixer taps.

Fitting the cartridge

The socket for the tap structure must be clean and free of any frazes, shavings and impurities, especially on the washer surfaces; avoid the use of grease, oil, paint or thinners. Lubricate the diametric O-Ring with silicone-based neutral grease. The tightening of the ring nut should be free but without any play; the ring nut should fully cover the cartridge plate. Tighten with 10 ÷ 12 Nm torque. Avoid unnatural overloading of the lever both during use and during packing, transportation and installation.

Cleaning

A soft cloth is ideal for cleaning the taps. Under no circumstances should abrasive, caustic or aggressive substances be used.

Chrome *- Chrome-plated surfaces should be cleaned with a delicate detergent, or with soap and water. To eliminate limescale, detergents containing mineral acids (for example hydrochloric acid) should not be used and aggressive organic acids (for example acetic acid) only if diluted.*
We recommend the use of products with a base of citric acid.
After cleaning, the tap should be thoroughly rinsed and dried carefully.

ARMATUREN ZAZZERI

Gebrauchstemperatur	***max*** *80°C*	***empfohlen*** *60° ± 5°C*
Zuführungsdruck	***min*** *0,5 bar*	***max*** *3 bar kontinuirlich - 5 bar gelegentlich*
Unterschied des Drucks warm/kalt	***max*** *1.5 bar*	***empfohlen*** *die niedrigste*

Im Falle von Druck über 5 bar, einen zentralisierten Druckminderer installieren.

Ratschläge zur Installation

Vor dem Montieren einer Armatur, ist es immer notwendig, die Rohre durchzuspüle, besonders bei neuen Anlagen. Die allgemeinen Degradierung des Trinkwassers beachtend, ist es immer empfehlenswert, die Installation eines vorher zentralisierten Filters vorzunehmen oder alternativ unter dem Waschbecken Eckventile mit Filter zu installieren. ***Die Installation von Filtern ist jedoch unverzichtbar für das Montieren von traditionellen Armaturen mit Keramikinnenteilen und Einhandmischer.***

Montage Patrone

Das Gehäuse auf den Körper des Wasserhahnes muss sauber sein und es darf keine Schlacke, Hobelspan oder Unreinheiten enthalten, besonders dort nicht, wo die Verzierungen angebracht sind; Man sollte den Gebrauch von Fett, Öl, Farbe oder Verdünnungsmittel vermeiden. Die diametralen O-Ring mit Silikonneutralem Fett beschmieren. Das Schliesen der Zwinge muss frei stattfinden können, aber ohne Spiele; die Zwinge muss sich auf die ganze Fläche der Patrone auflehnen. Mit einem Paar von 10 ÷ 12 Nm abschliessen. Unnatürliche Übergewichte auf dem Hebel vermeiden ujnd zwar sowohl während des Benutzens, als auch während des Verpackens, des Transports und der Installation.

Reinigung

Ein weiches Tuch ist ideal für die Reinigung der Wasserhähne. In keinem Fall raue , ätzende oder aggressive Substanzen benutzen.

Chrom *- Die chromierten Oberflächen sollten mit einem sanften Reinigungsmittel oder mit Wasser und Seife gereinigt werden. Um Kalk zu entfernen, sollte man keine Reinigungsmittel benutzen, die Mineralsäuren (z.B. Chlorsäure) oder aggressive organische Säurenz.B. Acidsäure), diese letzteren falls nicht verdünnt, enthalten. Es wird das Benutzen von Produkten empfohlen, die auf der Basis von Citriosäure hergestellt sind. Nach der Reinigung ist es wichtig, den Wasserhahn gut abzuspühlen und ihn sorgfältig abzutrocknen.*

GRIFERÌA ZAZZERI

Temperatura de utilización	***máx*** *80°C*	***aconsejable*** *60°C ± 5°C*
Presión de alimentación	***min*** *0.5 bar*	***máx*** *3 bar continuos - 5 bar ocasionales*
Diferencia de presión caliente/fría	***máx*** *1.5 bar*	***aconsejable*** *la mínima posible*

En caso de presión superior a 5 bar, instale un reductor de presión centralizado.

Consejos para la instalación

Antes de montar el grifo, es necesario expurgar las tuberías, especialemente si la instalación es nueva. Considerando las condiciones generales de degradación del agua potable, es aconsejable colocar un filtro o, como alternativa, utilizar grifos con filtro bajo el lavabo. ***Sin embargo, es indispensable la instalación de filtros para el montaje de grifería tradicional con movimiento a discos cerámicos y mezcladores monomando.***

Montaje del cartucho

El alojamiento sobre el grifo tiene que estar limpio, sin rebabas, virutas, impurezas; sobre todo donde se apoyan las guarniciones. Evite la utilización de grasas, aceite, barnices o disolventes. Lubrifique los Juntatipo O-Ring diametrales con grasa neutra de silicona.
La sujección del casquillo tiene que realizarse libremente, sin ningún tipo de juego; el casquillo tiene que apoyar sobre todo el plano del cartucho.
Apriete con el par 10 ÷ 12 Nm. Evite sobrecargas innaturales sobre la palanca, tanto durante la utilización, como durante el embalaje, el transporte y la instalación.

Limpieza

Un paño húmedo resulta ideal para la limpieza de los grifos. No utilice en ningún caso sustancias abrasivas, cáusticas o que puedan dañar las superficies.

Cromo *- Las superficies cromadas se limpian con detergentes delicados, o bien con agua y jabón. Para eliminar la cal no se deben utilizar detergentes que contengan ácidos minerales (p.ej. ácido clorhídrico) o ácidos orgánicos que puedan agredir (p.ej. ácido acético), a menos que estén diluidos. Es aconsejable la utilización de productos a base de ácido cítrico. Después de haber llevado a cabo la limpieza, es importante enjuagar bien el grifo y secarlo con cuidado.*

ROBINETTERIE ZAZZERI

Température d'utilisation	***Max*** *80°*	***conseillée*** *60°± 5°*
Pression d'alimentation	***Min*** *0,5 bar*	***max*** *3 bars continus - 5 bars occasionnels*
Différence de pression chaud/froid	***Max*** *1,5 bar*	***conseillée*** *la plus faible possible*

En cas de pression au delà des 5 bars, installer un réducteur de pression centralisé.

Conseils d'utilisation

Avant le montage d'un robinet, il est toujours nécessaire de purger la tuyauterie, particulièrement pour les nouvelles installations. Etant données les conditions générales de dégradation de l'eau potable, il est toujours conseillé d'installer un filtre centralisé en amont , ou, autrement, d'utiliser des robinets filtres sous le lavabo. ***L'installation de filtres est en revanche indispensable pour le montage de robinetterie traditionnelle avec mouvement à disques céramiques et mélangeurs monocommandes.***

Montage de la cartouche

Le corps du robinet doit être propre, exempt de bavures, copeaux, impuretés, surtout où sont posés les joints. Il faut éviter l'utilisation de graisse, huile, vernis ou diluants. Il faut lubrifier les O-Ring diamétraux avec de la graisse neutre au silicone. Le serrage du joint doit se faire librement, sans jeu ; le joint doit s'appuyer sur toute la surface de la cartouche. Serrer avec un jeu de 10 ÷ 12 Nm. Eviter les surcharges non naturelles sur le levier, aussi bien pendant l'usage que pendant l'emballage, le transport et l'installation.

Nettoyage

Un chiffon moelleux est l'ideal pour le nettoyage des robinets.Il ne faut absolument pas utiliser des substances abrasives, caustiques ou agressives.

Chrome *- Les superficies chromées se nettoient avec un détersif délicat, ou bien avec de l'eau et du savon. Pour éliminer le calcaire, il ne faut pas utiliser des détergents contenant des acides minéraux (par exemple acide chlorydrique) ou des acides organiques agressifs non dilués (comme l'acide acétique).*
Il est conseillé d'utiliser des produits à base d'acide citrique.
Après le nettoyage, il est important de bien rincer le robinet et de l'essuyer avec soin.

SIMBOLOGIA

Symbol - Zeichnung - Simbolos - Symboles

Acqua calda
Hot water
Warmwasser
Agua caliente
Eau chaude

Acqua fredda
Cold water
Kaltwasser
Agua fria
Eau froide

Avvita / Svita
Screw/Unscrew
Aufdrehen / Zudrehen
Atornilla/ destornilla
Visser/Dévisser

Pulire
Clean
Säubern
Limpiar
Nettoyer

Attenzione
Caution
Achtung
Cuidado
Attention

Segnare
Take note
Markieren
Marcar
Marquer

Nuovo componente
New component
Neuer Bestandteil
Nuevo elemento
Nouveau composant

Allineare
Align
Ausrichten
Alinear
Aligner

Murare
Wall up
Einmauern
Albañilería
Maçonner

Non utilizzare attrezzi
Do Not Use Tools
Keine Werkzeuge Benutzen
Ne Pas Utiliser Utils
No Utilizar Herramientas

Cartuccia
Cartridge
Kartusche
Cartucho
Cartouche



ATTREZZI

Tools - Werkzeuge - Herramientas - Outils

Brugola
Allen key
Inbusschlüssel
Llave Allen
Clé pour vis à six pans creux

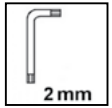

Chiave inglese
Adjustable wrench
Engländer zu
Llave inglesa
Clé anglaise

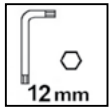

Cacciavite a stella
Crosshead screwdriver
Kreuzschraubenzieher
Destornillador de cruz
Tournevis étoile

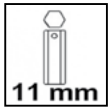

Chiave a tubo esagonale da 11 mm
11mm hexagonal box spanner
Sechskantsteckschlüssel 11 mm
Llave de tubo hexagonal de 11 mm
Clé à pipe hexagonale de 11 mm

Cacciavite a taglio
Slotted screwdriver
Schlitz-schraubendreher
Destornillador plano
Tournevis à lame plate

Chiave a tubo esagonale in dotazone
Hexagonal box spanner, supplied
Mitgelieferter sechskantsteckschlüssel
Llave de tubo hexagonal suministrada
Clé à pipe hexagonale fournie en dotation

Trapano
Drill
Bohrmaschine
Taladro
Perceuse

Guarnire
Seal
Abdichten
Poner juntas
Calfeutrer

Punta trapano da Ø 6 mm
Ø 6 mm drill bit
Bohreinsatz Ø 6 mm
Punta de taladro de Ø 6 mm
Mèche perceuse de Ø 6 mm

Livella
Level
Nivellierwaage
Nivel
Niveau

Punta trapano da Ø 8 mm
Ø 8 mm drill bit
Bohreinsatz Ø 8 mm
Punta de taladro de Ø 8 mm
Mèche perceuse de Ø 8 mm

Ingrassare **(grasso neutro al silicone)**
Grease (neutral silicon oil)
Fetten (Silikonfett, weiß-transparent)
Engrasar/lubrificar (grasa de silicona neutra)
Graisser (avec graisse neutre au silicone)

3100 1098 A00 3100 1100 A00
MISCELATORE LAVABO
Single lever washbasin mixer
Waschtisch-Einhandbatterie
Monomando lavabo
Mitigeur lavabo

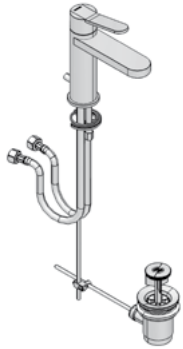

3100 1104 A00 3100 1106 A00
MISCELATORE LAVABO SENZA SCARICO
Single lever washbasin mixer without plug
Waschtisch-Einhandbatterie ohne Ablauf
Monomando lavabo sin desagüe
Mitigeur lavabo sans bonde vidange

3100 1201 A00
MISCELATORE BIDET
Single lever bidet mixer
Bidet-Einhandbatterie
Monomando bide
Mitigeur bidet

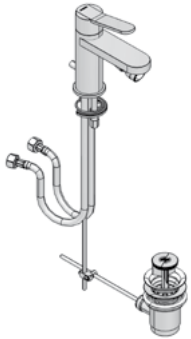

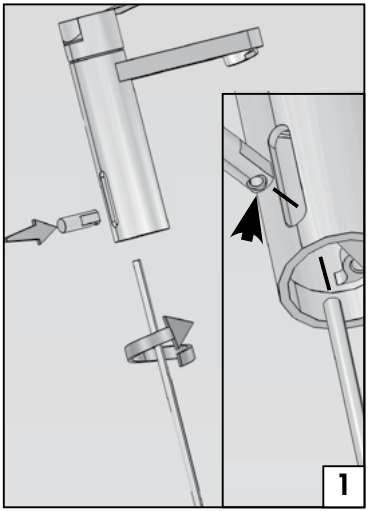
1

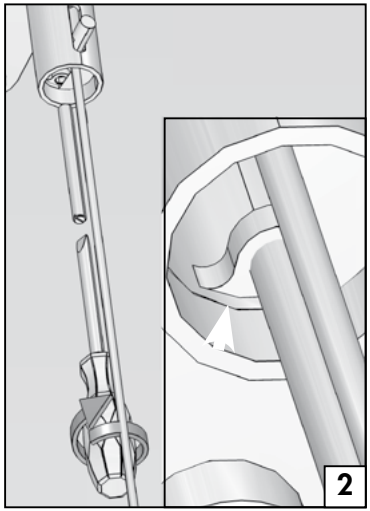
2

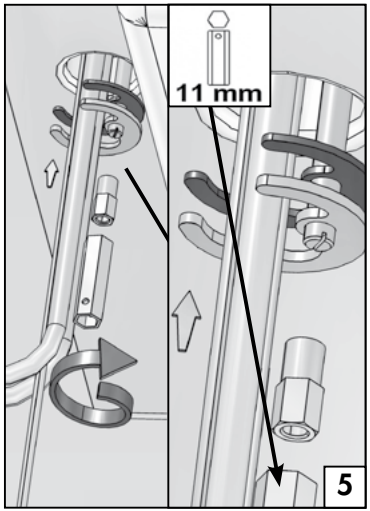
11 mm
5

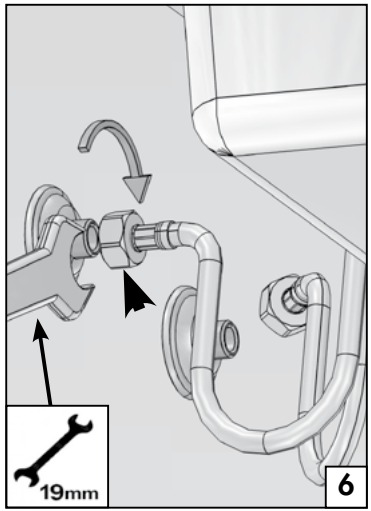
19mm
6

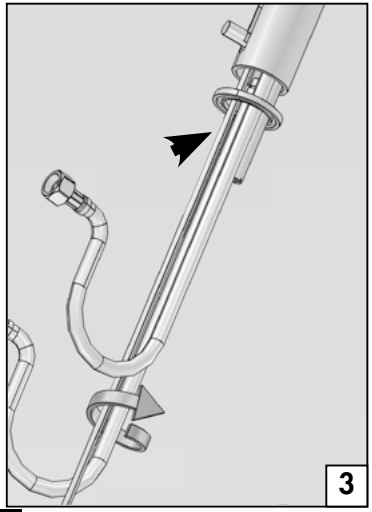
3

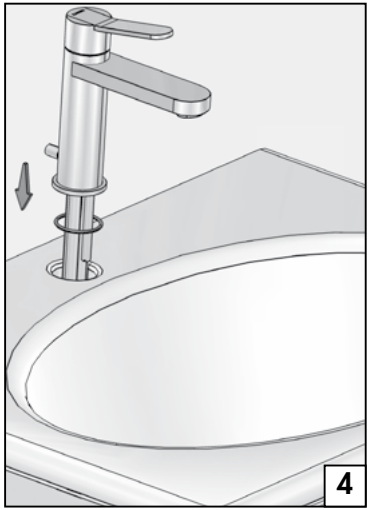
4

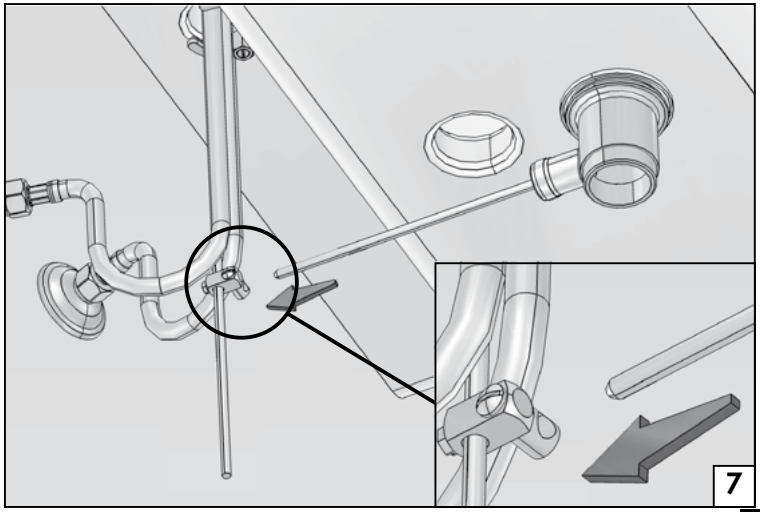
7

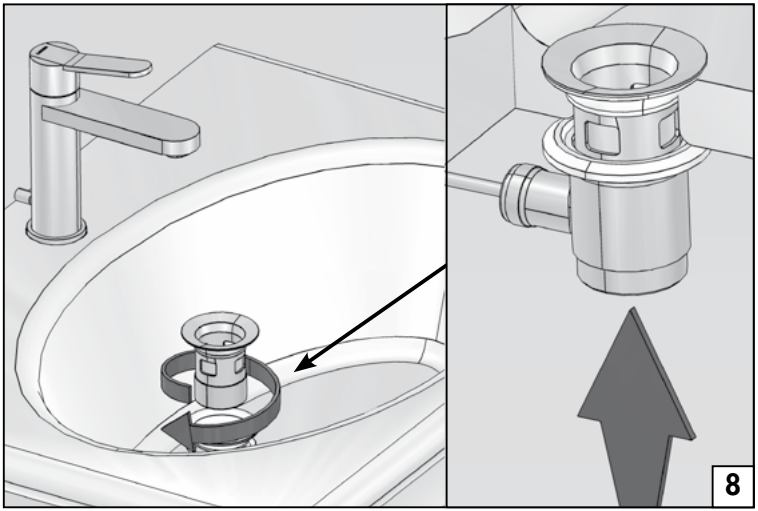

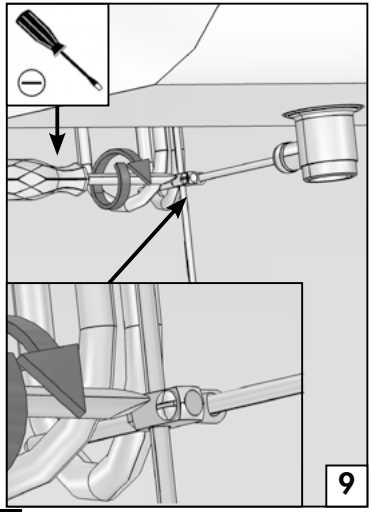

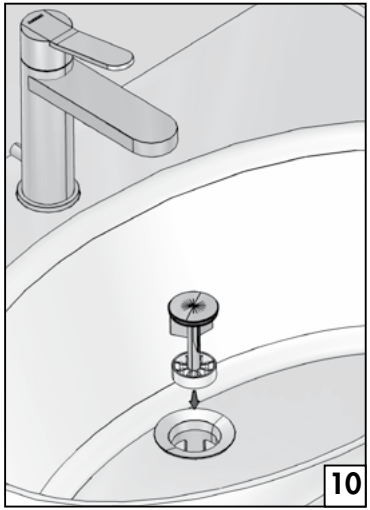

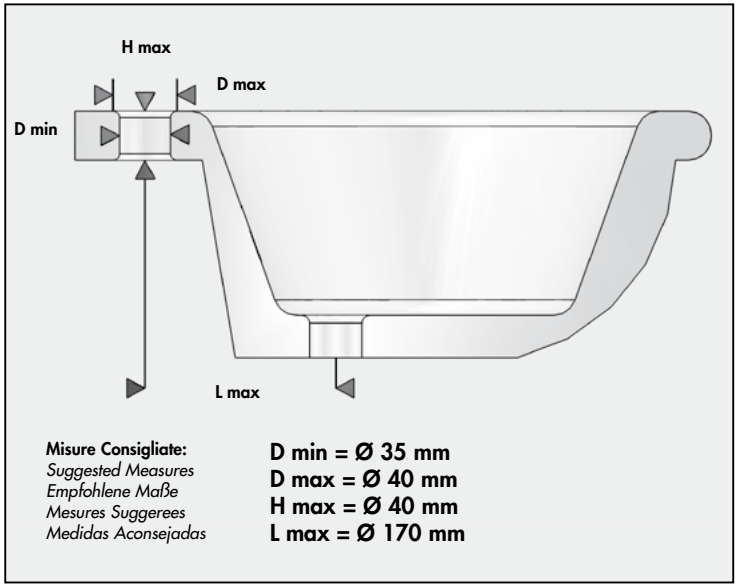

Misure Consigliate:
Suggested Measures
Empfohlene Maße
Mesures Suggerees
Medidas Aconsejadas

D min = Ø 35 mm
D max = Ø 40 mm
H max = Ø 40 mm
L max = Ø 170 mm

MISCELATORE LAVABO AD INCASSO SENZA PIASTRA - 3100 A113 A00 + 3500 B113 A00

Built-in washbasin set without plate - UP-montiert Wand-Waschtischbatterie ohne Platte

Bateria lavabo de empotrar sin placa - Mitigeur lavabo à encastrer sans plaque

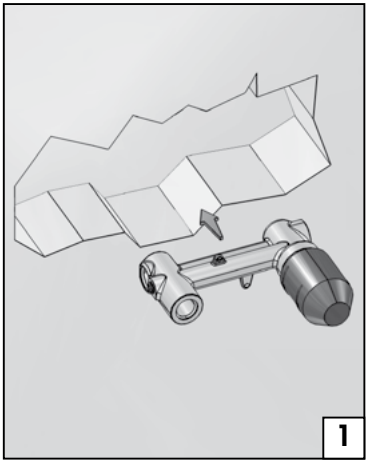

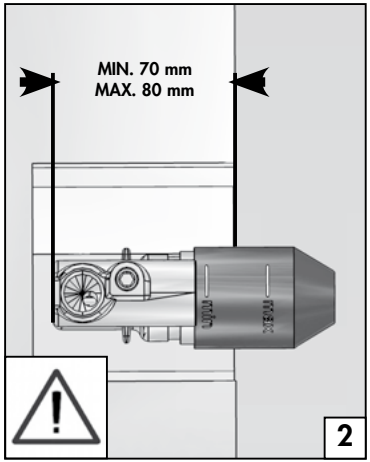

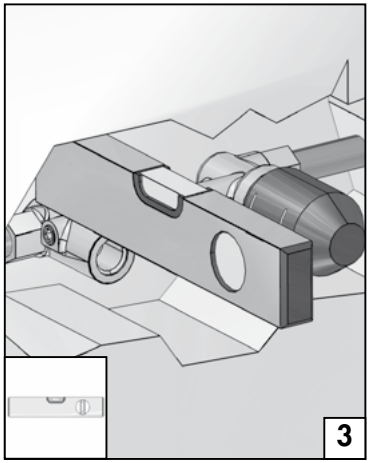

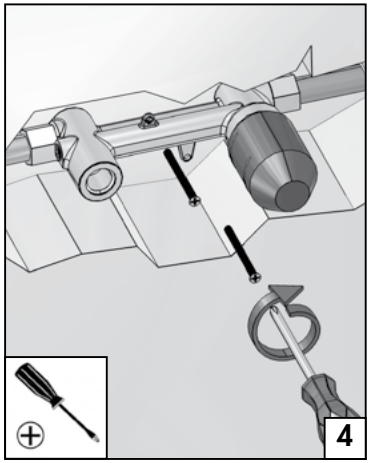

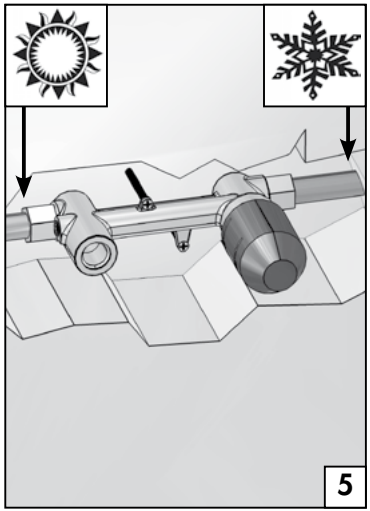

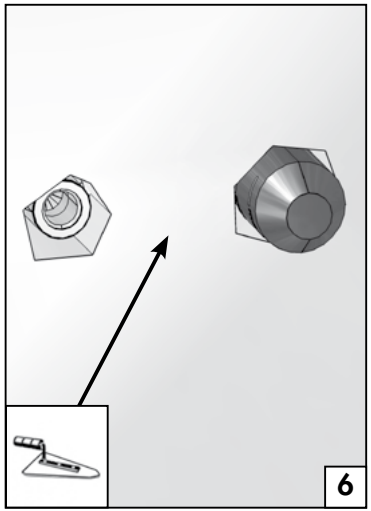

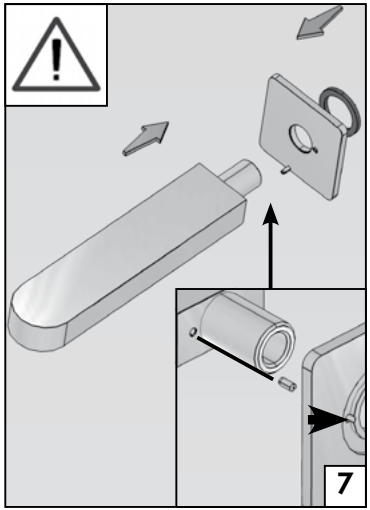

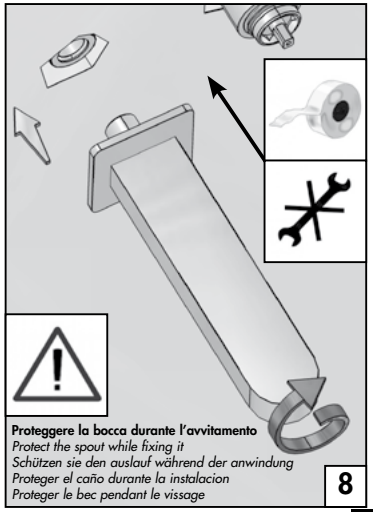

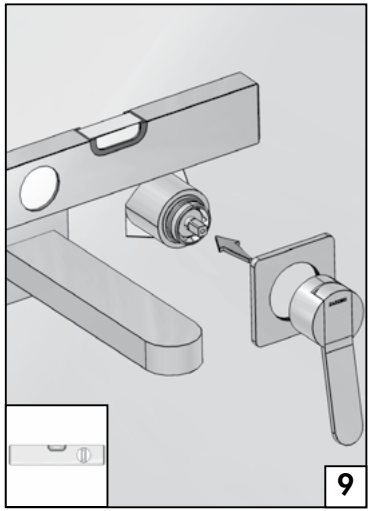

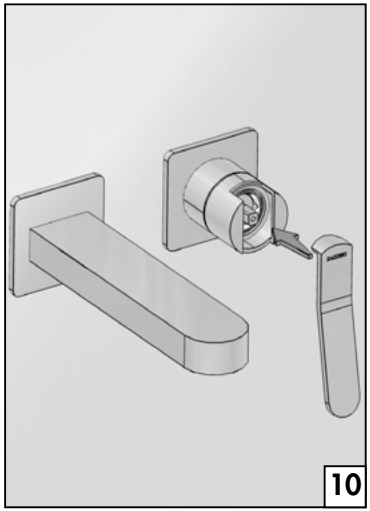

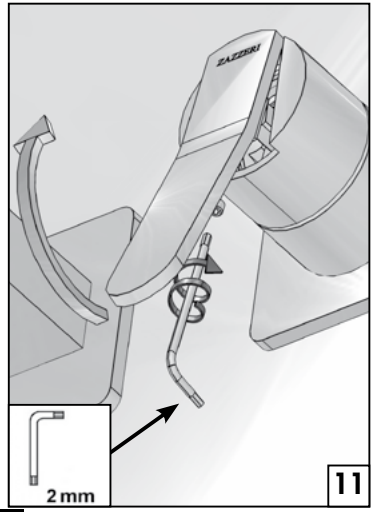

MISCELATORE LAVABO AD INCASSO VERTICALE SENZA PIASTRA

3100 A113 A00 + 3500 B133 A00

Built-in washbasin set without plate - UP-montiert Wand-Waschtischbatterie ohne Platte

Bateria lavabo de empotrar sin placa - Mitigeur lavabo à encastrer sans plaque

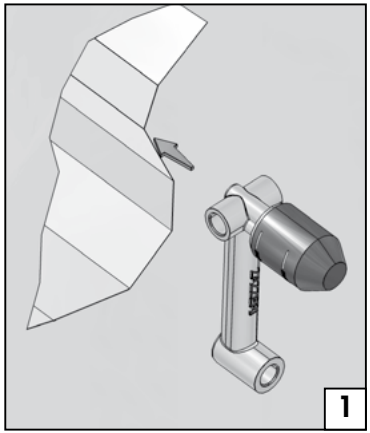

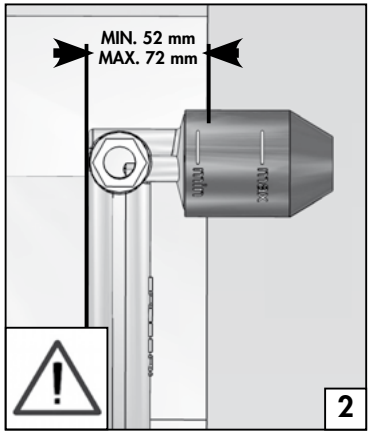

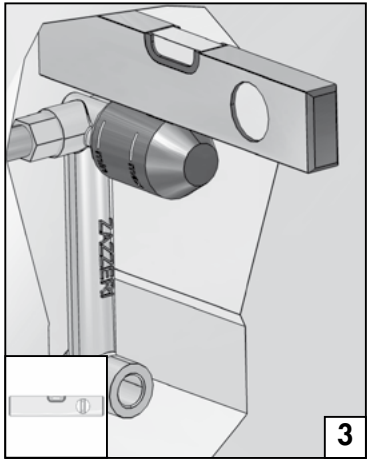

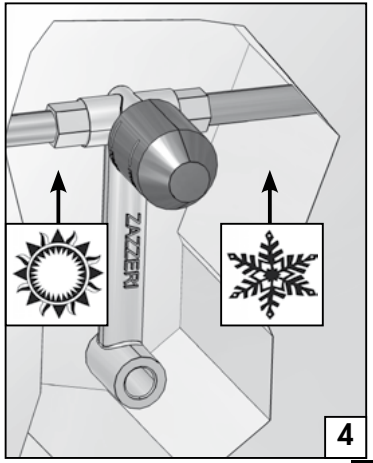

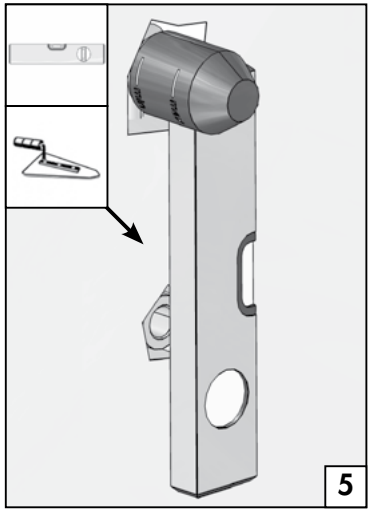
5

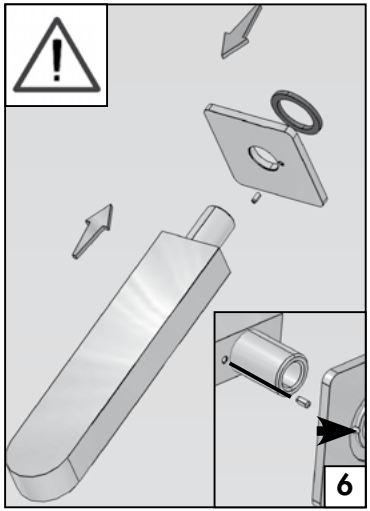
6

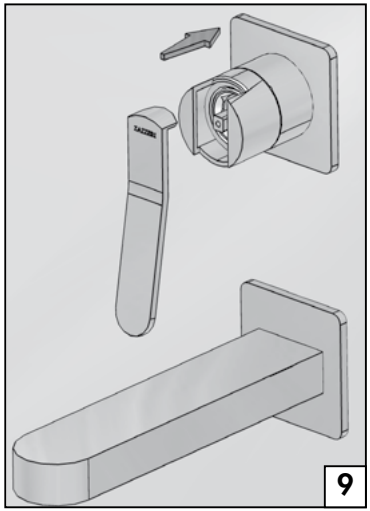
9

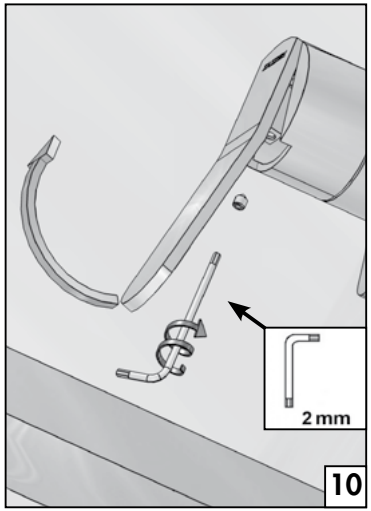
2 mm
10

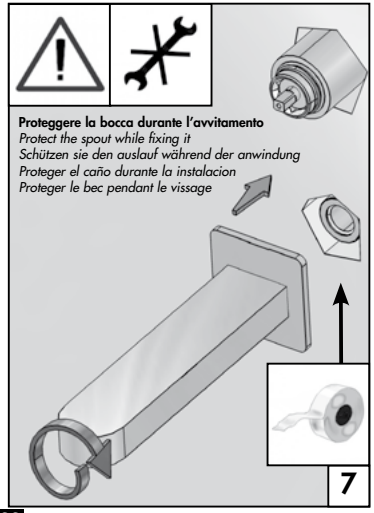
Proteggere la bocca durante l'avvitamento
Protect the spout while fixing it
Schützen sie den auslauf während der anwindung
Proteger el caño durante la instalacion
Proteger le bec pendant le vissage
7

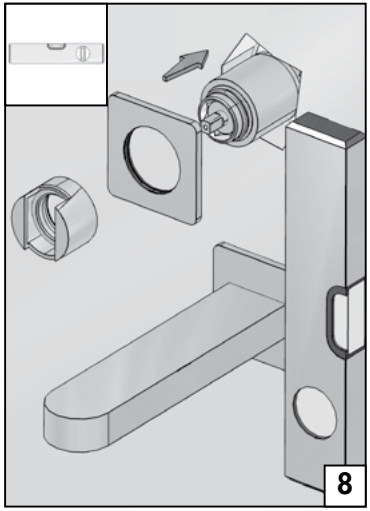
8

MISCELATORE VASCA AD INCASSO - 3100 i401 A00 + 3500 B113 A00

Built-in bathtub set - Wannenbatterie Up-Montiert

Bateria bañera empotrar - Mitigeur bain/douche à encastrer

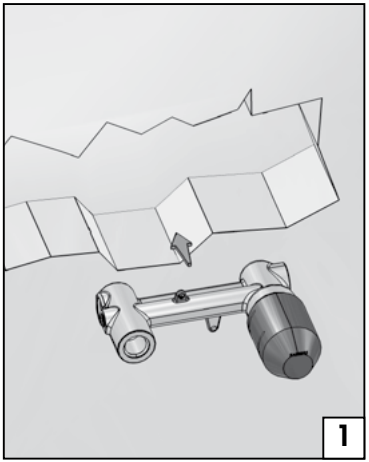

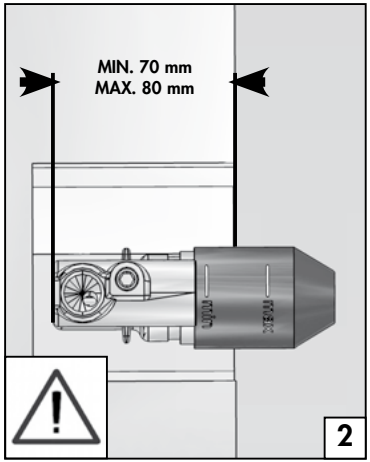

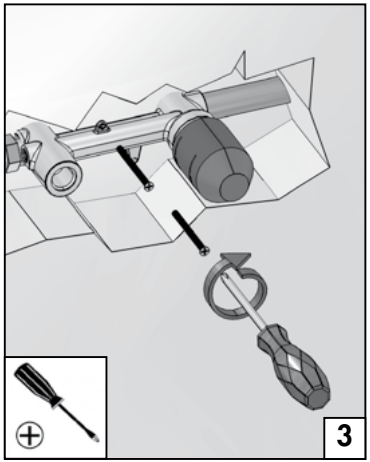

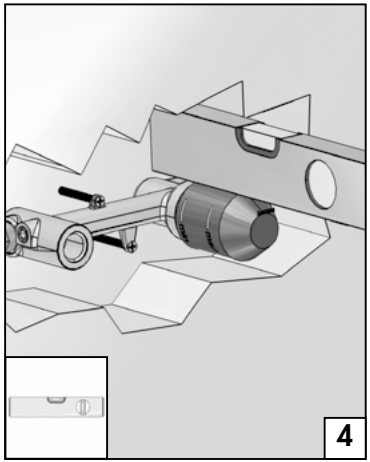

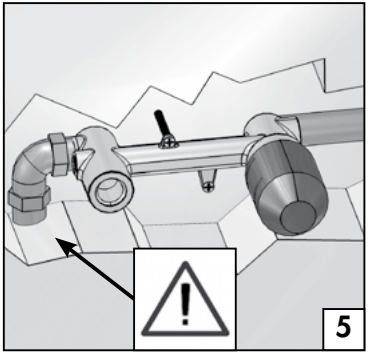

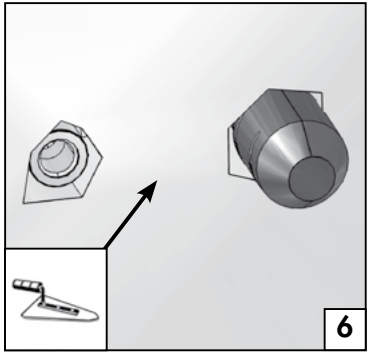

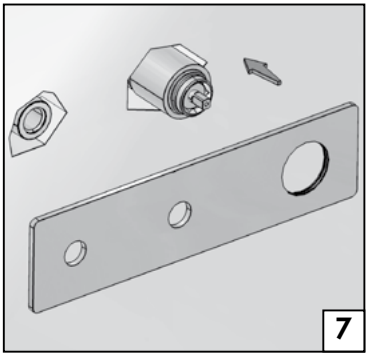

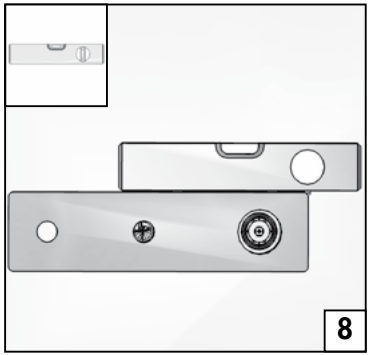

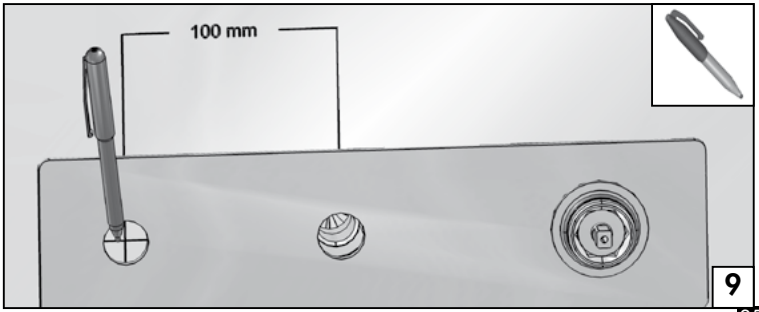

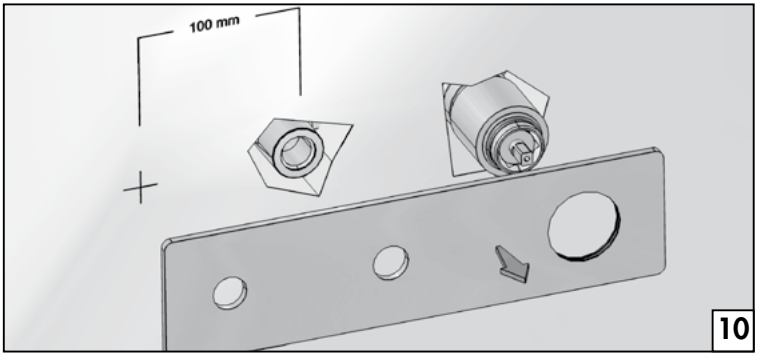
100 mm
10

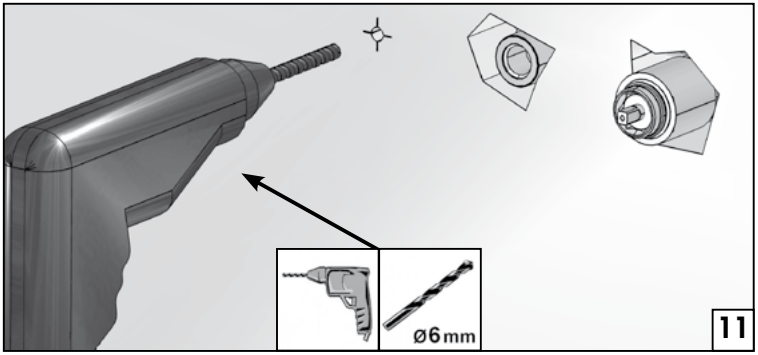
ø6 mm
11

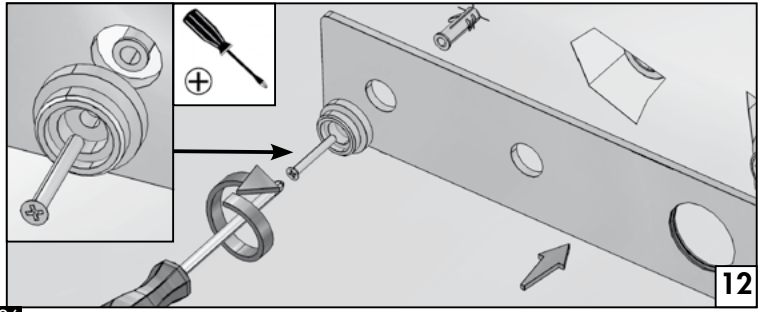
12

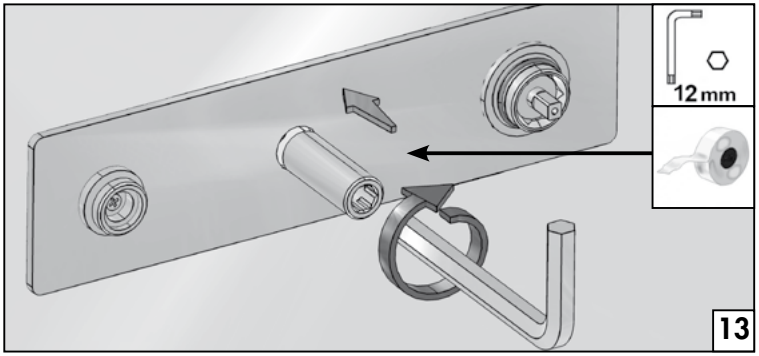
12 mm
13

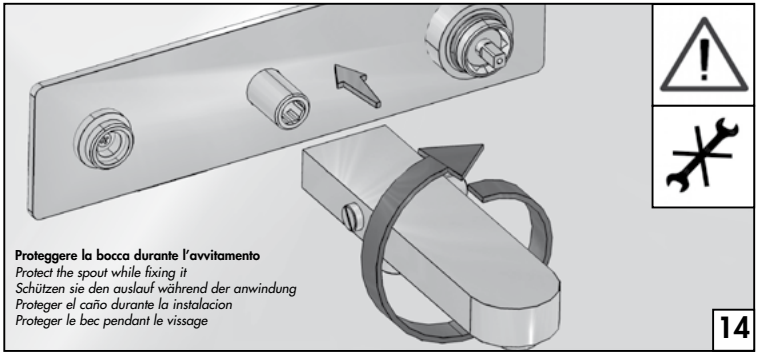
Proteggere la bocca durante l'avvitamento
Protect the spout while fixing it
Schützen sie den auslauf während der anwindung
Proteger el caño durante la instalacion
Proteger le bec pendant le vissage
14

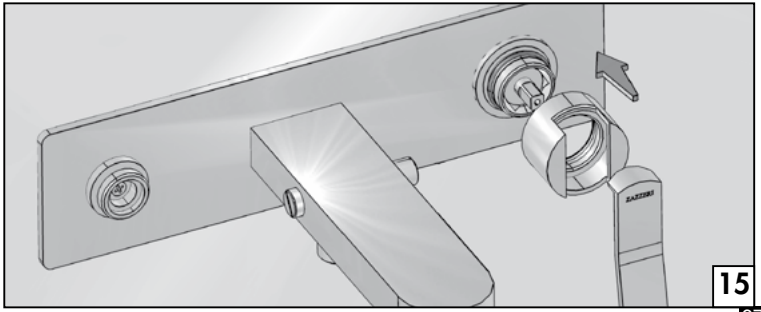
15

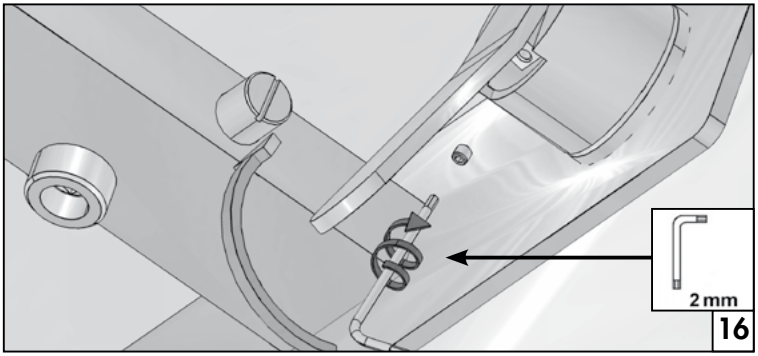

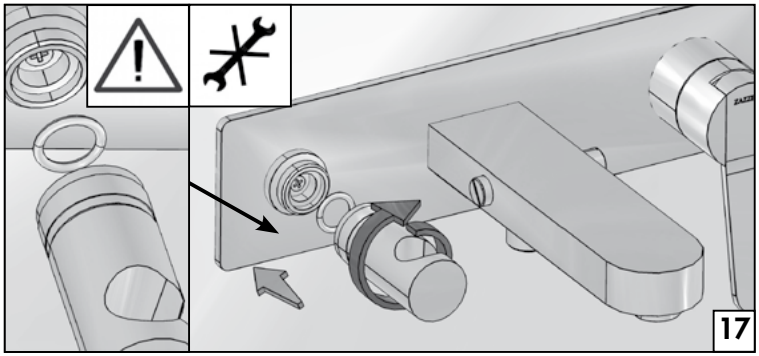

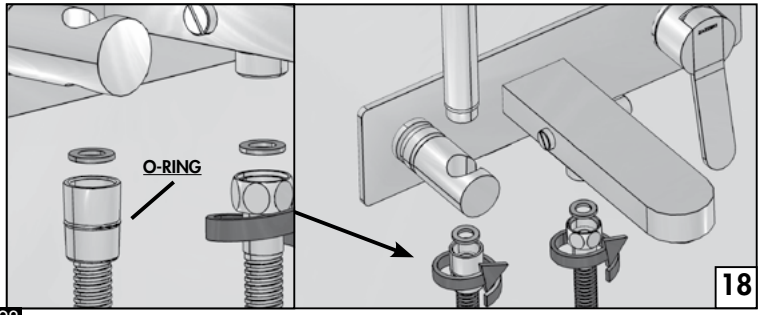

MISCELATORE VASCA ESTERNO DUPLEX 1/2" - 3100 1400 A00

Single lever bathtub mixer - Wannen-Einhandbatterie

Monomando bañera - Mitigeur bain/douche

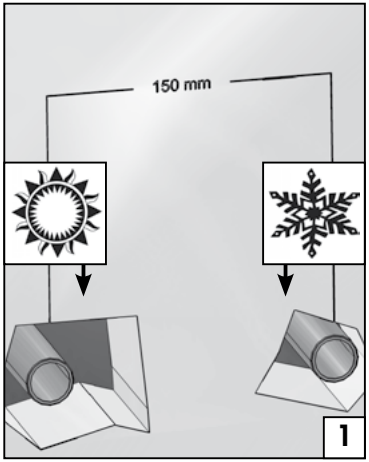

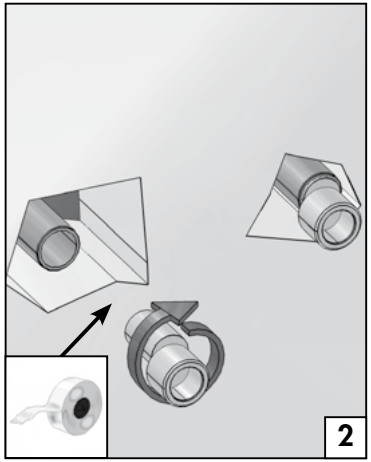

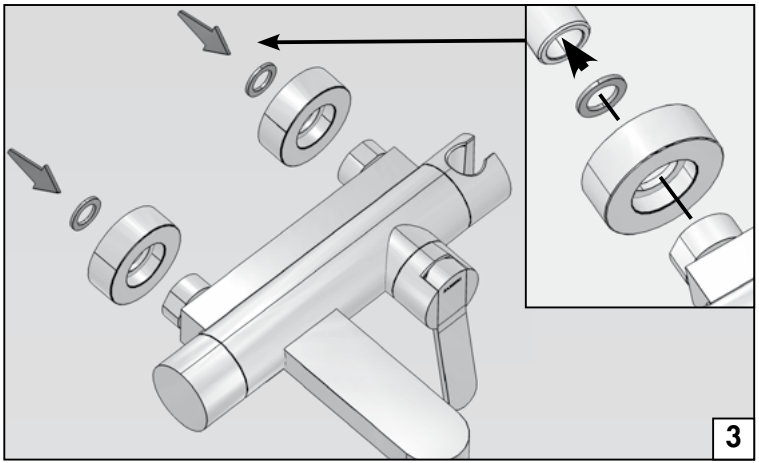

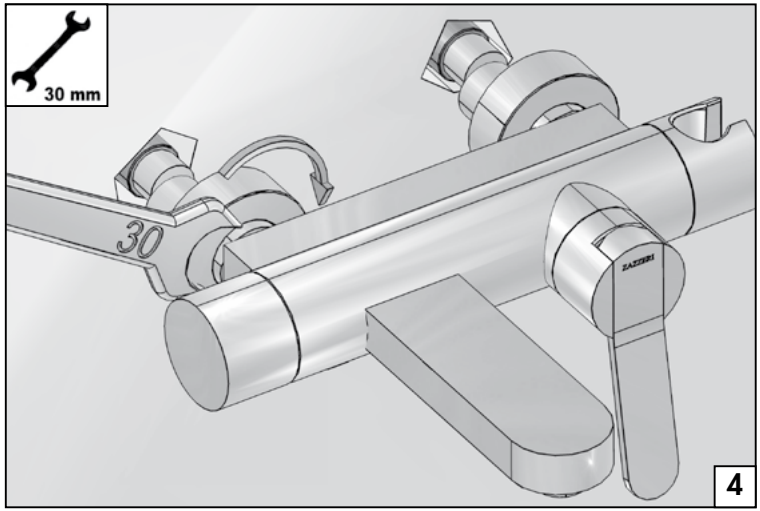

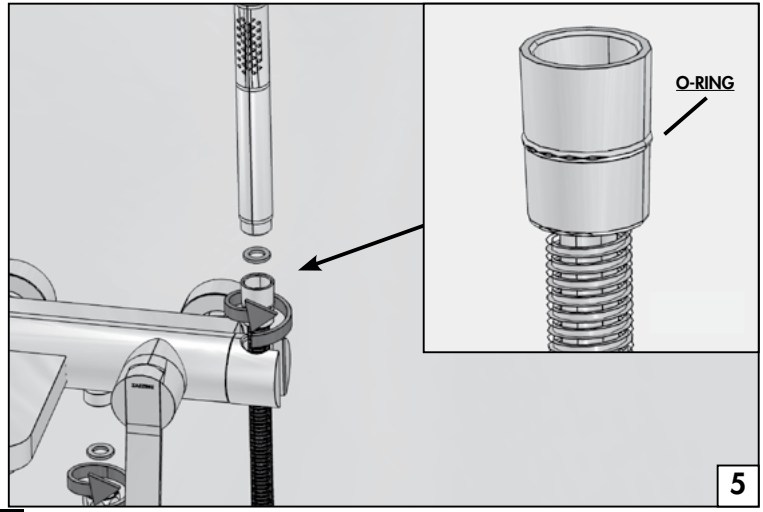

3100 A401 A00 + 3500 B401 A00

MISCELATORE AD INCASSO CON DEVIATORE

Built-in single lever bathtub mixer with diverter

Wannen-Einhandbatterie UP-Mont. mit Umsteller

Monomando bañera empotrado con inversor

Mitigeur bain/douche à encastrer avec inverseur

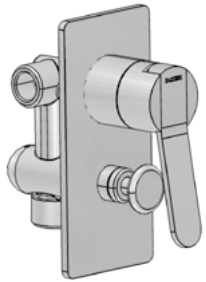

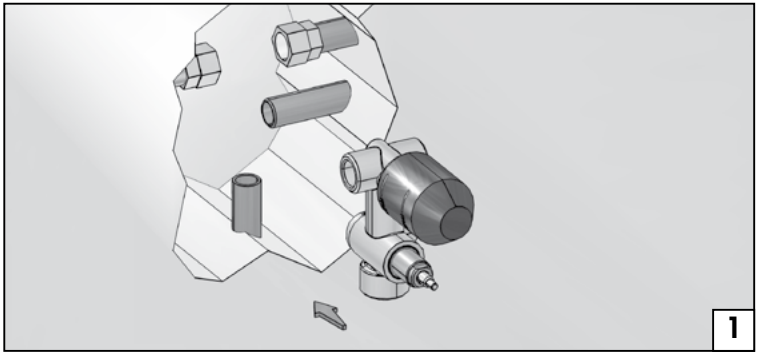

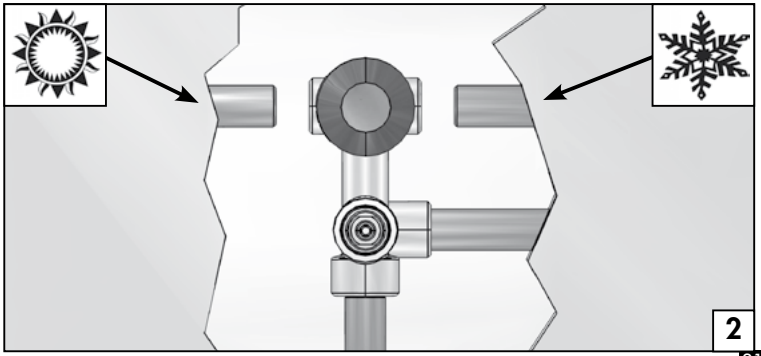

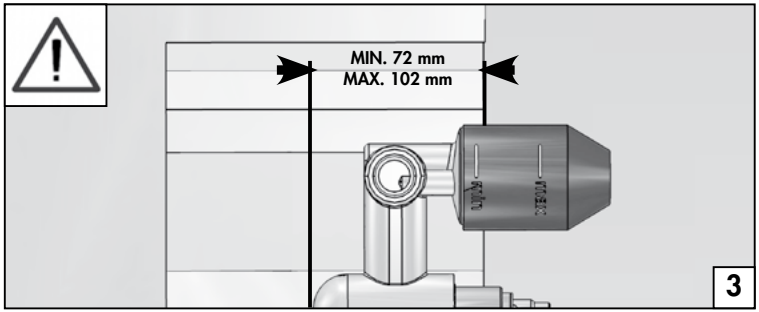
MIN. 72 mm
MAX. 102 mm
3

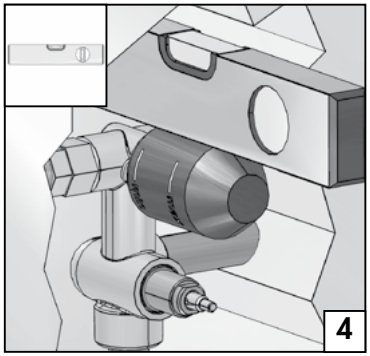
4

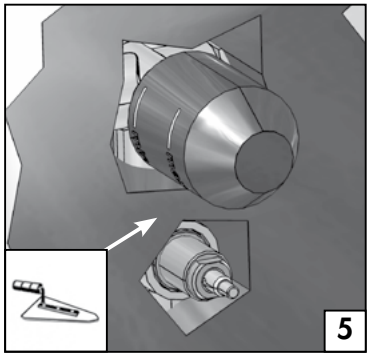
5

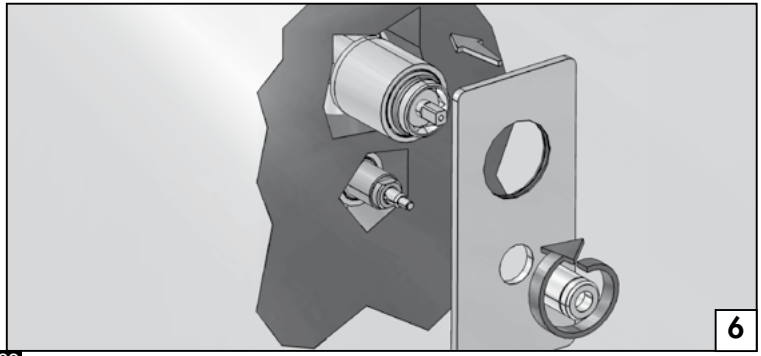
6

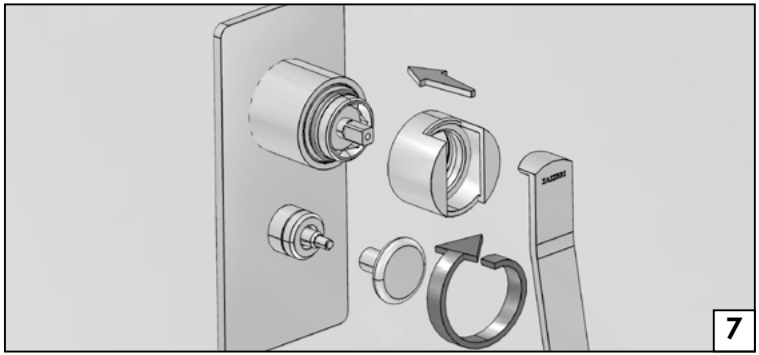
7

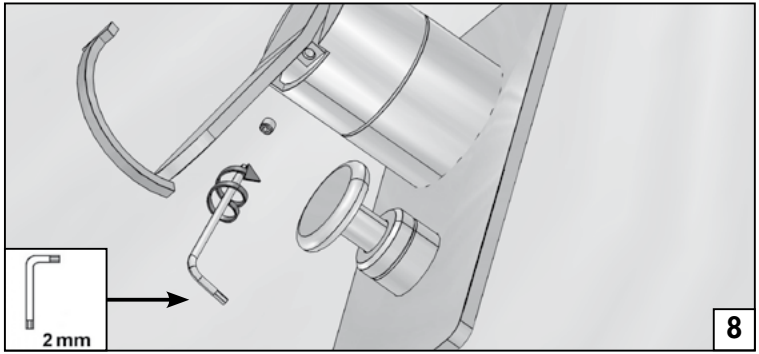
2 mm
8

3100 A402 A00 + 3500 B402 A00

MISCELATORE AD INCASSO

Built-in single lev. shower mixer

Brause-Einhandb. UP-Mont.

Monom. ducha empotrado completo

Mitigeur douche à encastrer complet

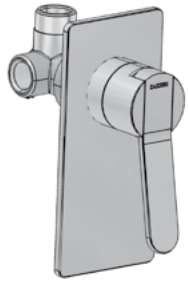

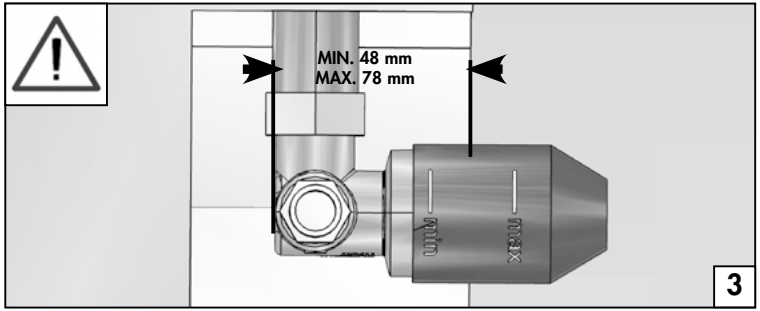

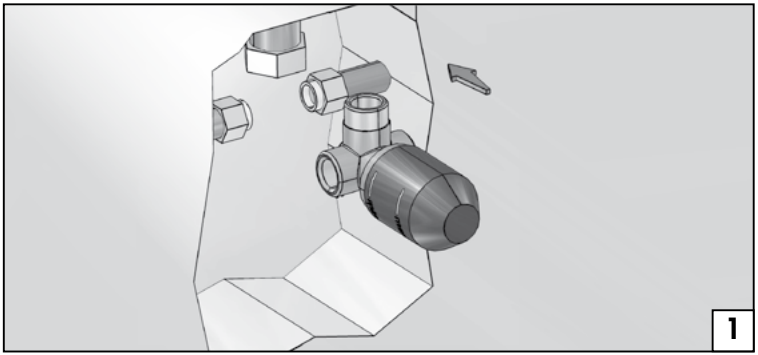

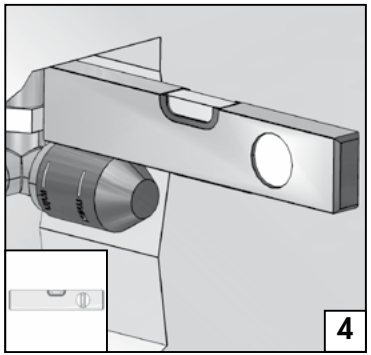

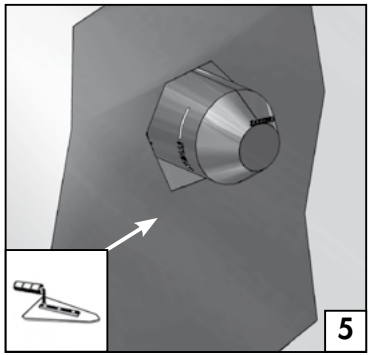

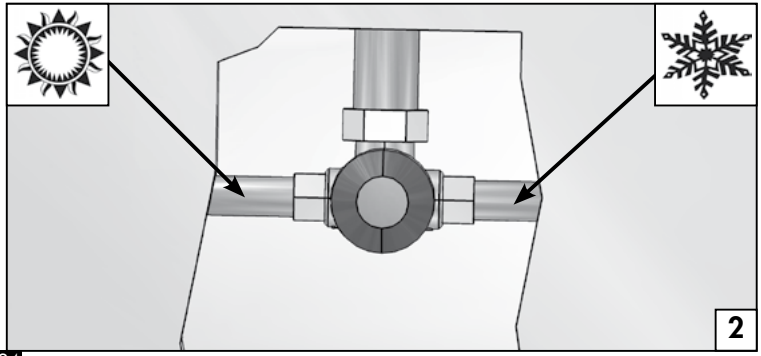

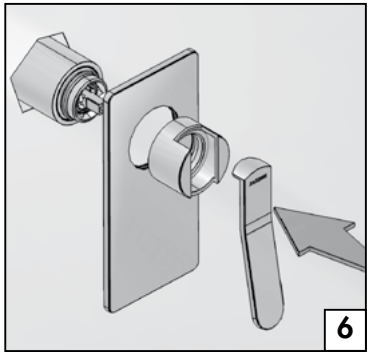

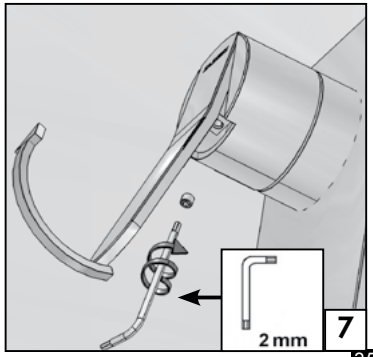

BRACCIO DOCCIA CON SOFFIONE ANTICALCARE - 3100 BR01 A00 + 29SO07 A00/A01

Shower head, complete, w/anti-limescale outlet - Brausearm komplett mit Antikalkbrausekopf

Brazo ducha completo con plato antical - Douche de tête complète avec pomme anti-calcaire

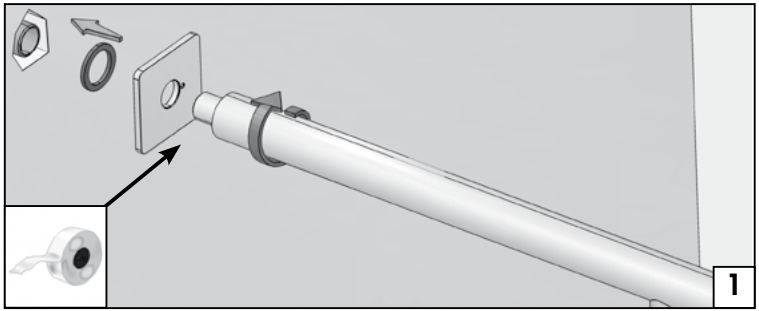

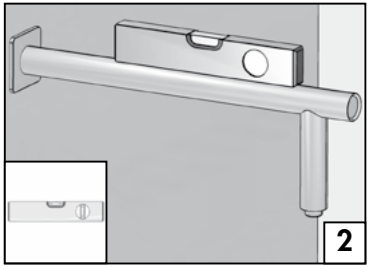

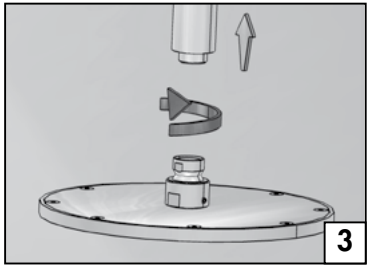

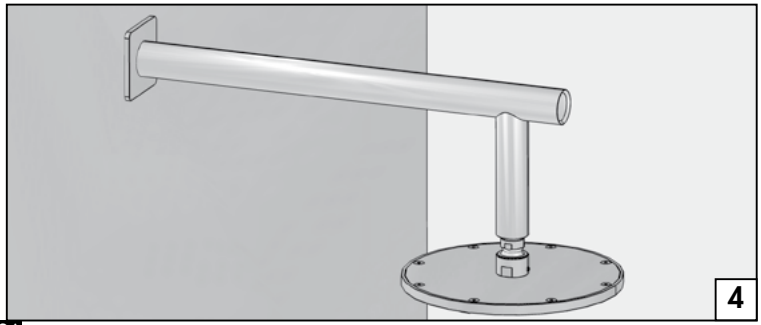

SET DOCCIA COMPLETO DI PRESA ACQUA A MURO - 3100 0414 A00

Shower set - Duschgarnitur

Garnitur de douche - Juego de ducha

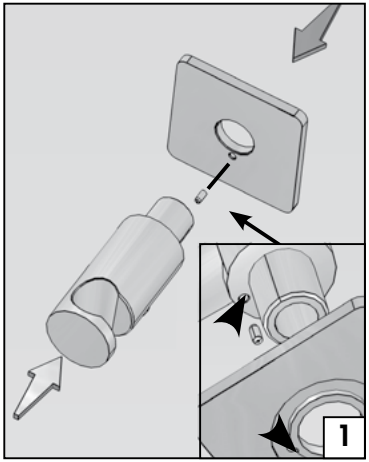

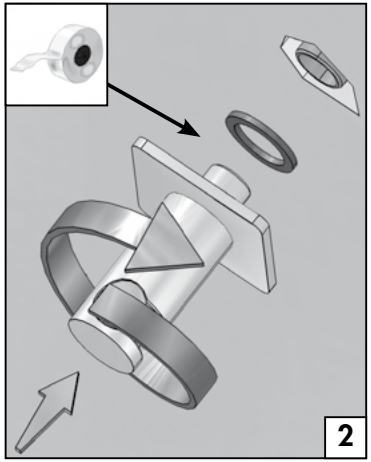

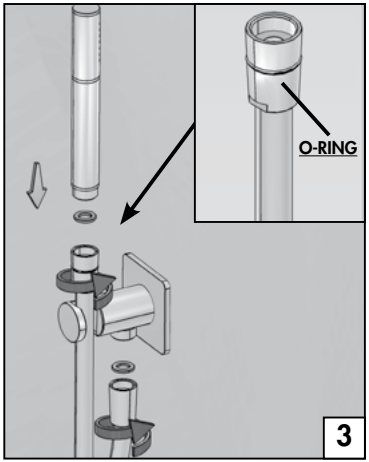

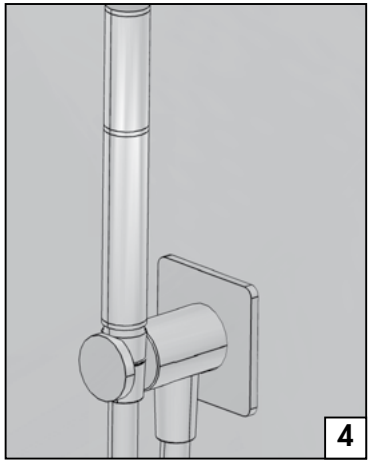

ASTA SALISCENDI - 6800 A414 A00

Sliding bar - Gleitstange

Corredera - Barre coulissante

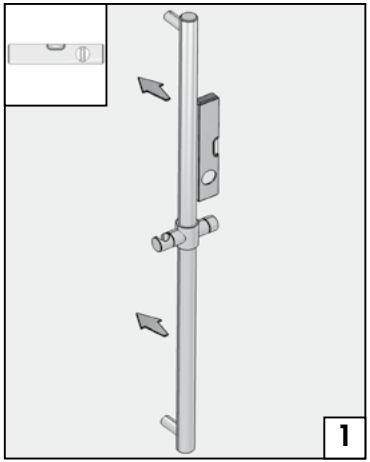

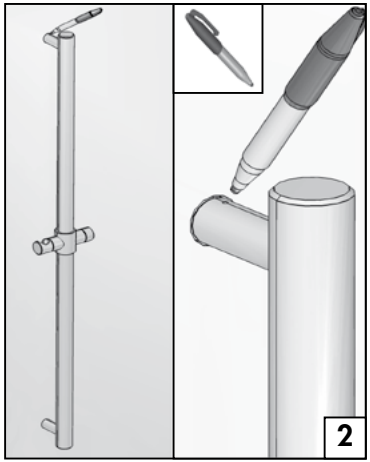

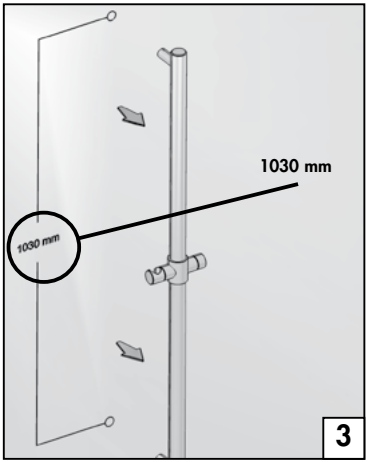

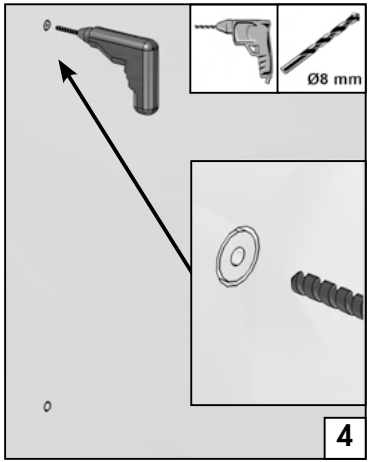

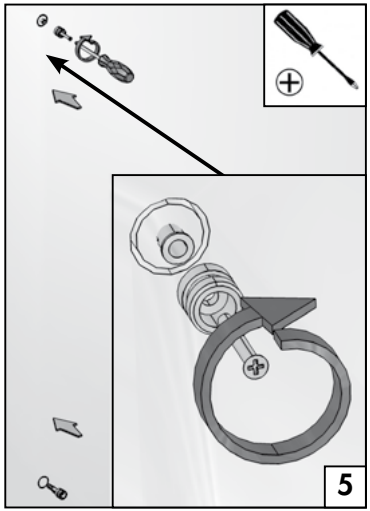



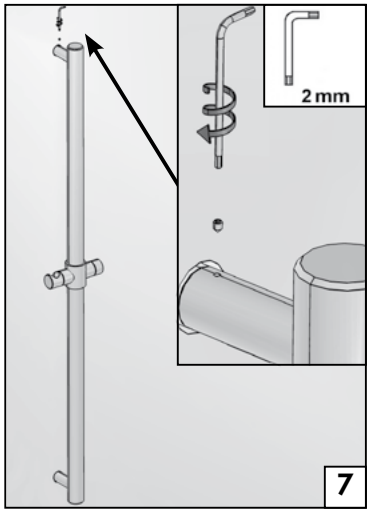

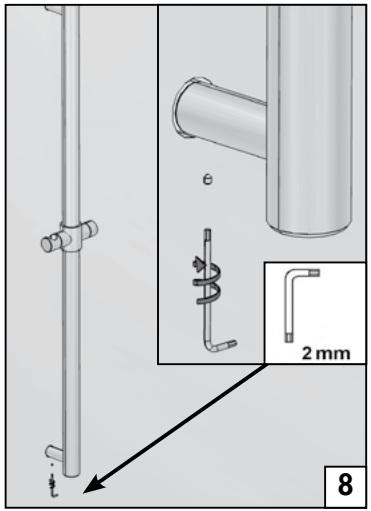

SOSTITUZIONE CARTUCCIA LAVABO/BIDET

Replacement of washbasin/bidet cartridge - Austausch Kartusche Waschtischbatterie/Bidet
Cambio cartucho lavabo/bidè - Remplacement cartouche lavabo/bidet

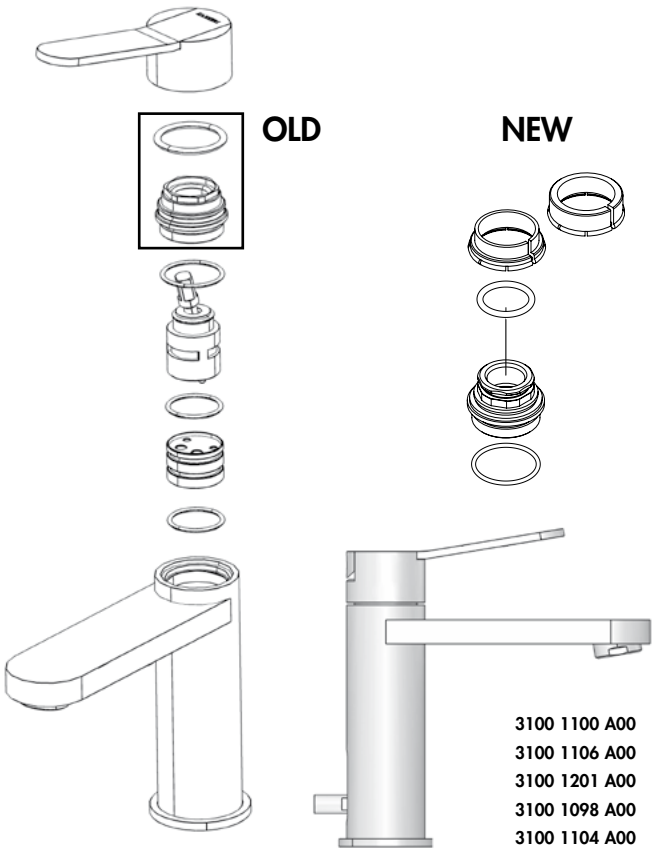

ISTRUZIONI PER ISTALLAZIONE KIT 2900KM01

Montage - Installation - installaciòn - Installation

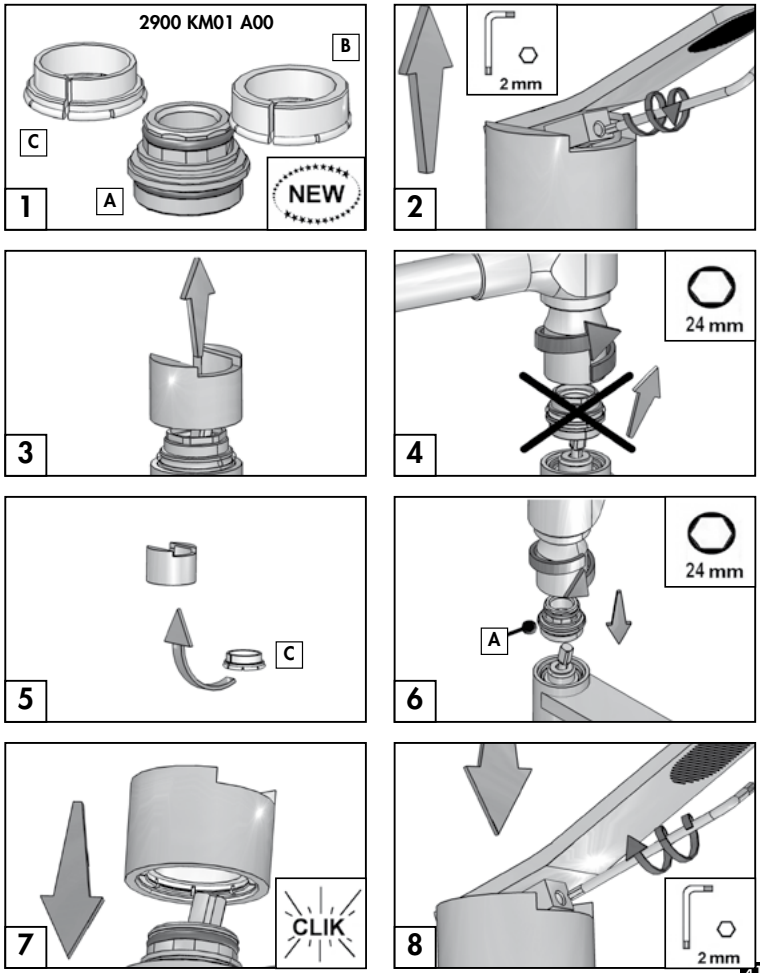

1

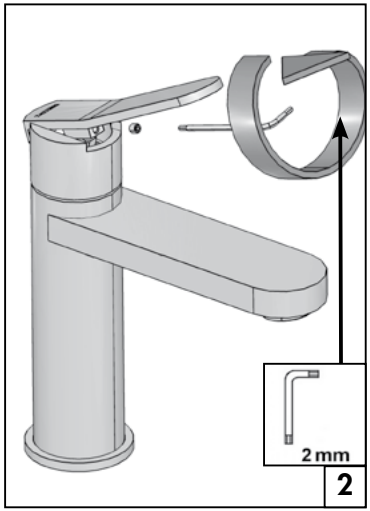
2 mm
2

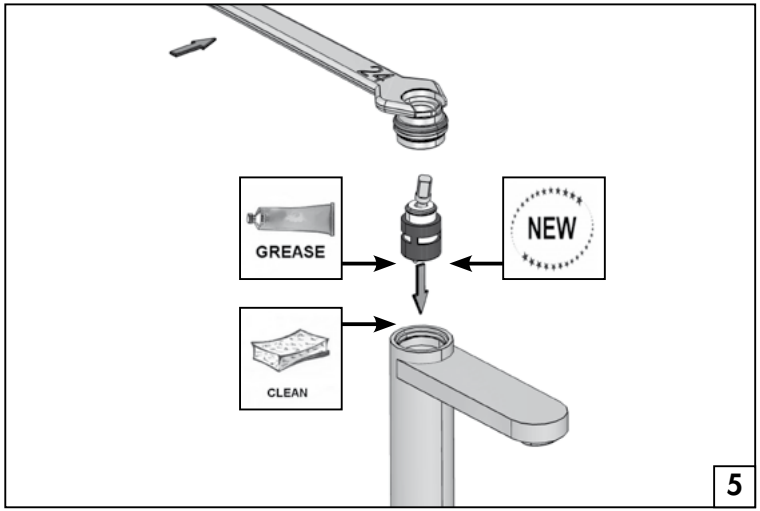
24
GREASE
NEW
CLEAN
5

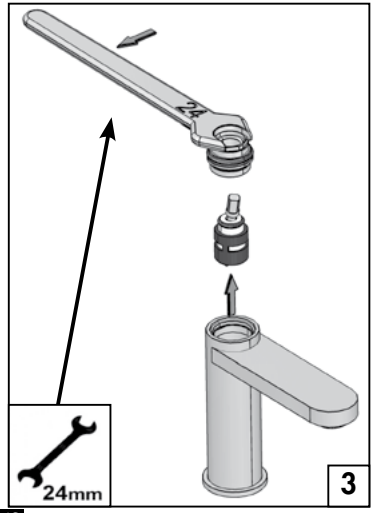
24
24mm
3

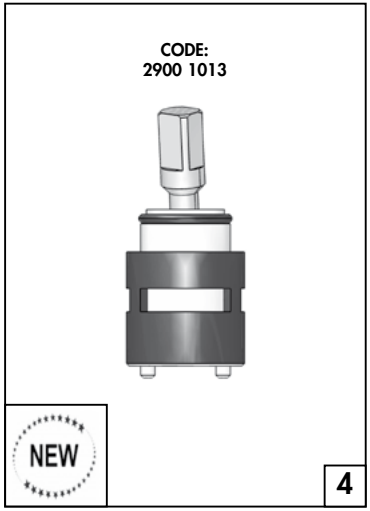
CODE:
2900 1013
NEW
4

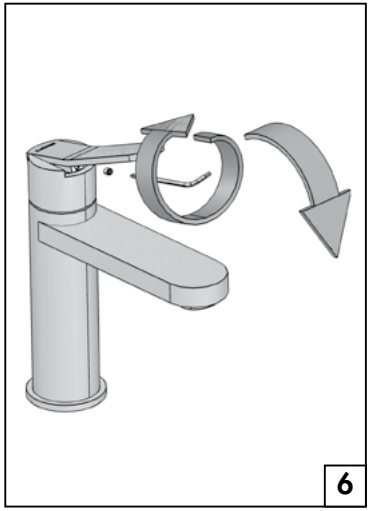
6

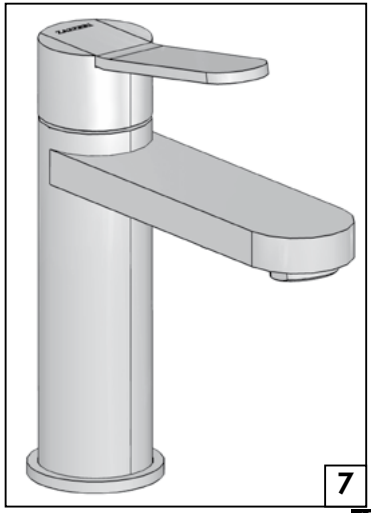
7

SOSTITUZIONE CARTUCCIA NELLE PARTI DA INCASSO

Cartridge replacement for built-in parts - Austausch Kartusche in Batterien mit UP-Montage
Cambio cartucho en las partes empotradas - Remplacement cartouche pour les pièces à encastrer

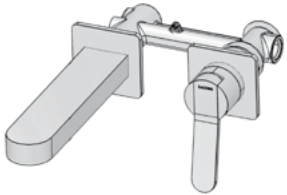

3100 A113 A00 + 3500 B113 A00

3100 A113 A00 + 3500 B133 A00

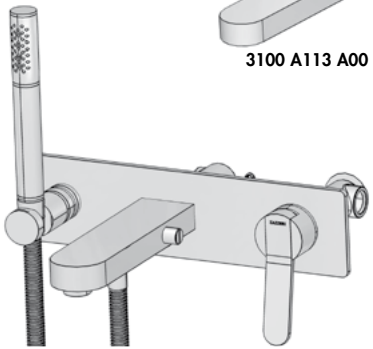

3100 i401 A00 + 3500 B113 A00

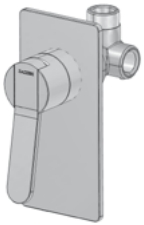

3100 A402 A00 + 3500 B402 A00

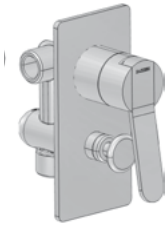

3100 A401 A00 + 3500 B401 A00

ISTRUZIONI PER ISTALLAZIONE KIT 2900KM02

Montage - Installation - installaciòn - Installation

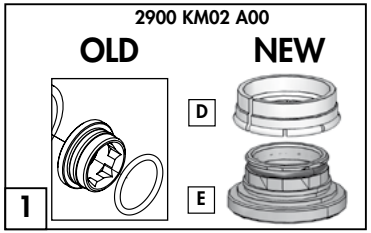

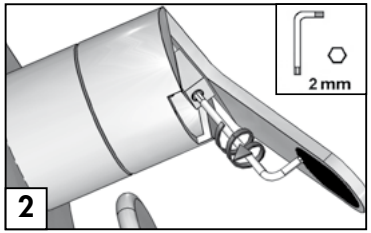

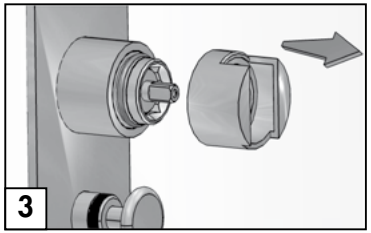

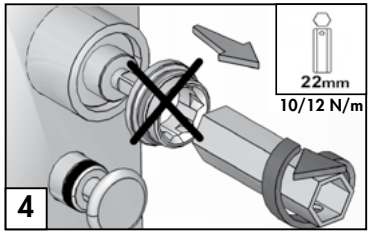

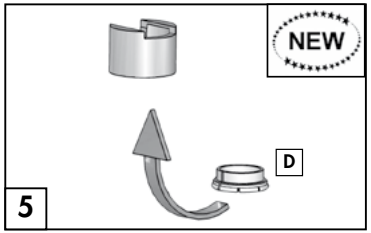

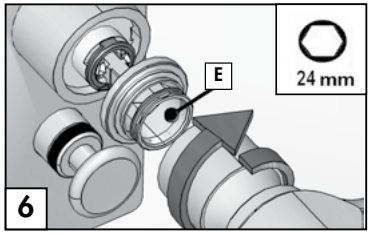

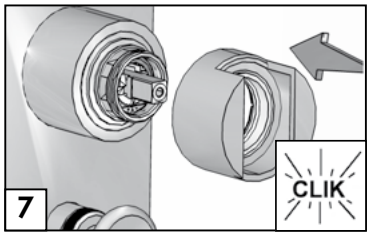

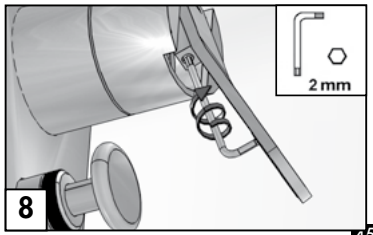

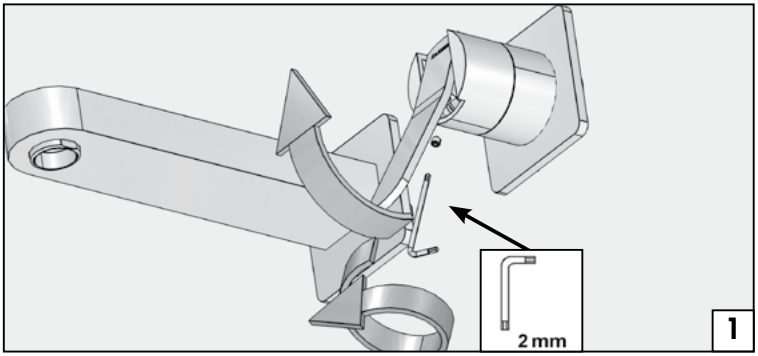
2 mm
1

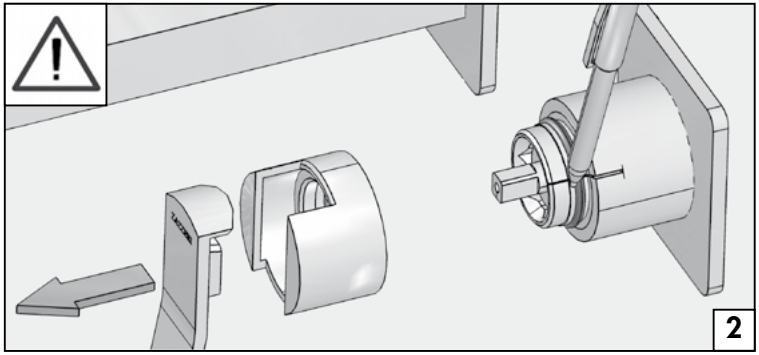
2

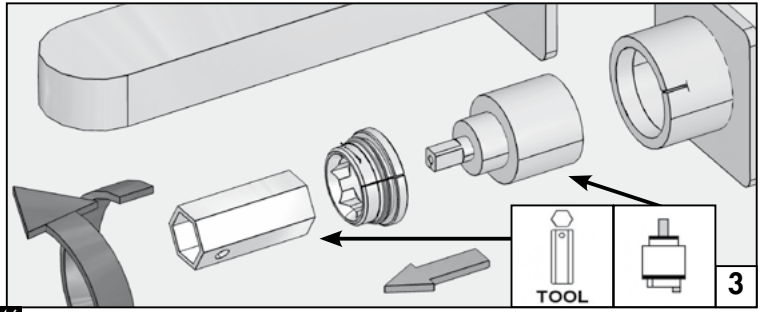
TOOL
3

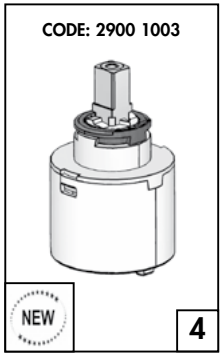
CODE: 2900 1003
NEW
4

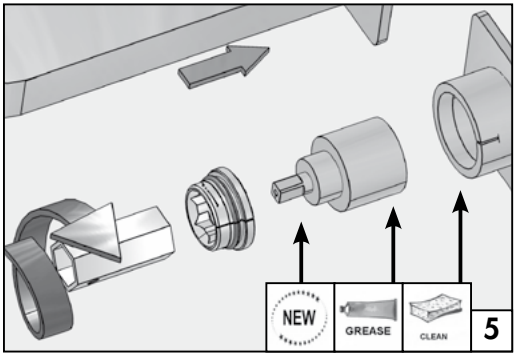
NEW
GREASE
CLEAN
5

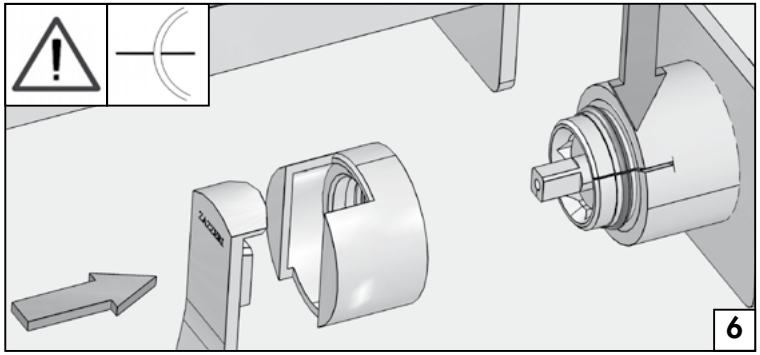
6

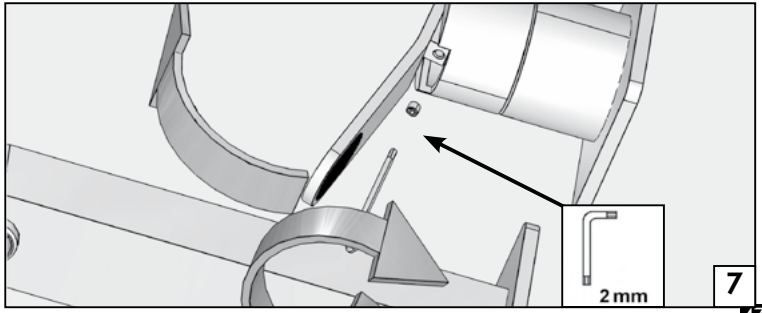
2 mm
7

SOSTITUZIONE CARTUCCIA MISCELATORE E CARTUCCIA DEVIATRICE PER GRUPPO ESTERNO VASCA

Replacement of mixer cartridge and diverter cartridge for wall mtd bathtub

Austausch mischerkartusche und umstellkartusche für wannenbatterie wandmontage

Cambio cartucho mezclador y cartucho inversor para grupo externo bañera

Remplacement cartouche mélangeur et cartouche inverseur pour mélangeur bain/douche mural

3100 0701 A00
3100 1400 A00

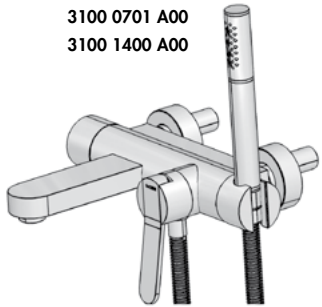

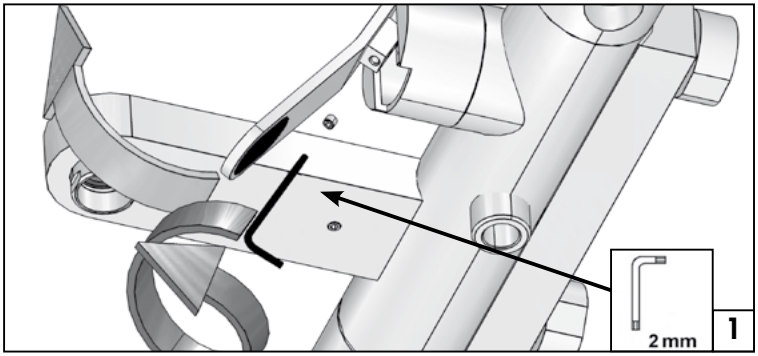

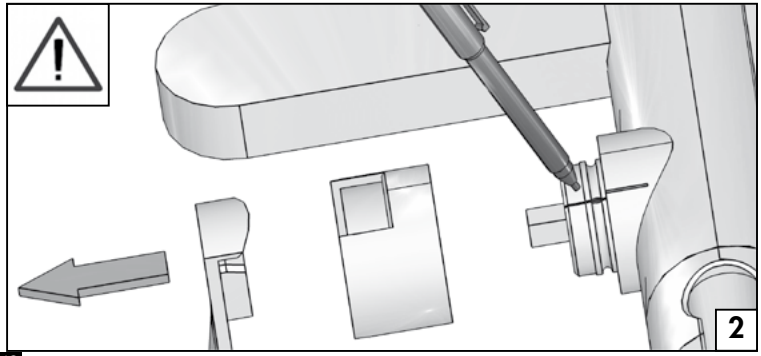

ISTRUZIONI PER ISTALLAZIONE KIT 2900KM03

Montage - Installation - installaciòn - Installation

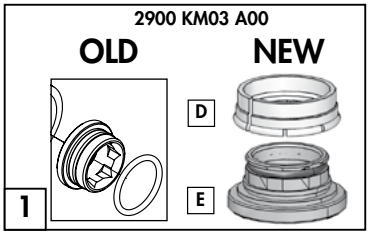

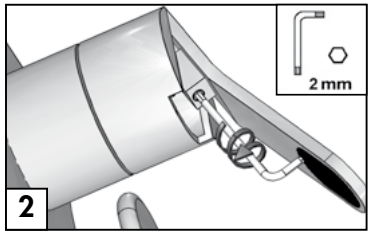

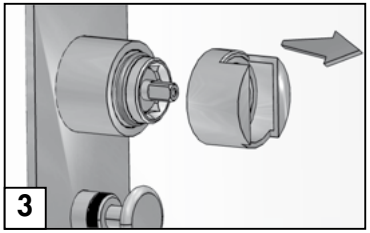

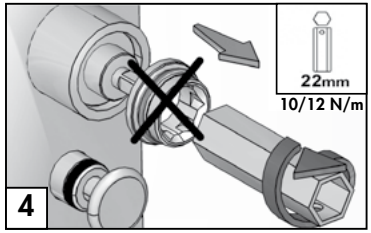

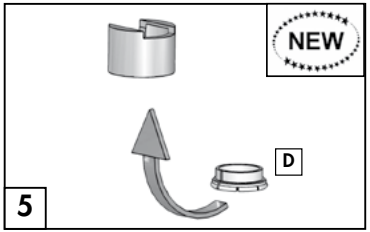

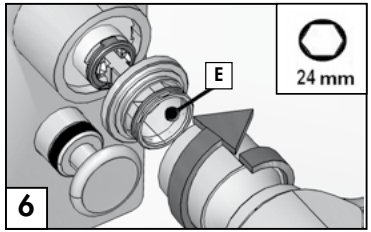

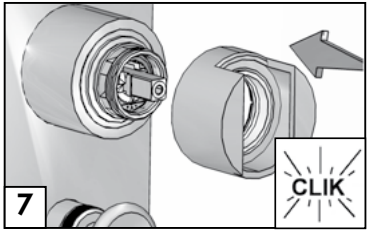

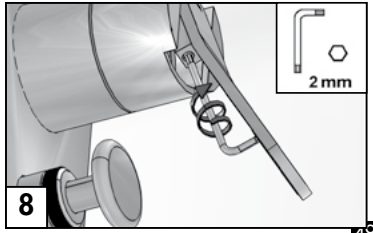


CODE: 2900 1001
NEW
3

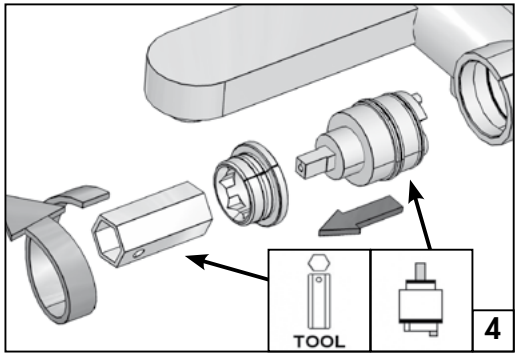
TOOL
4

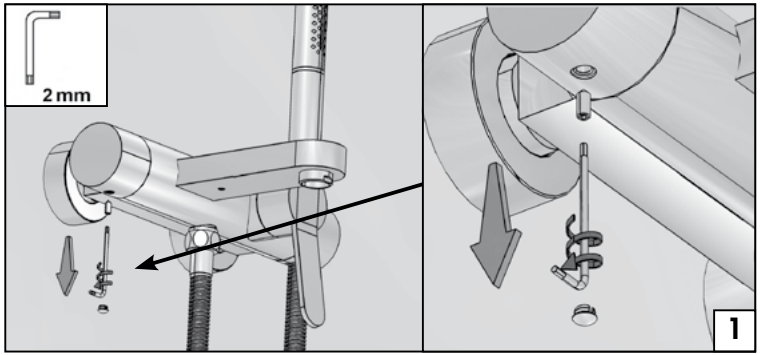
2 mm
1

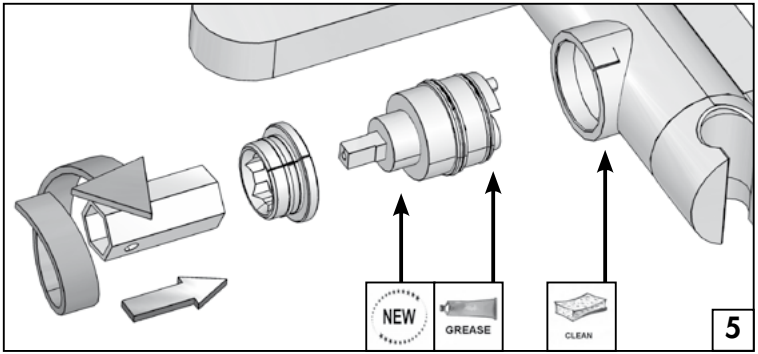
NEW
GREASE
CLEAN
5

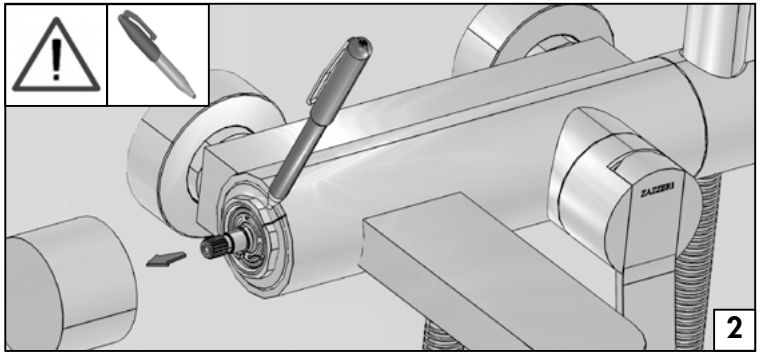
ZAZZERI
2

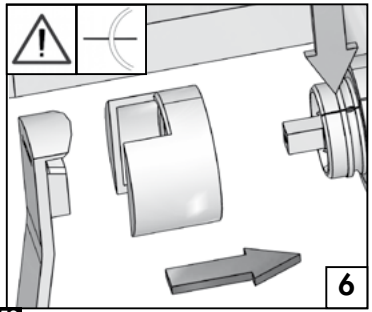
6

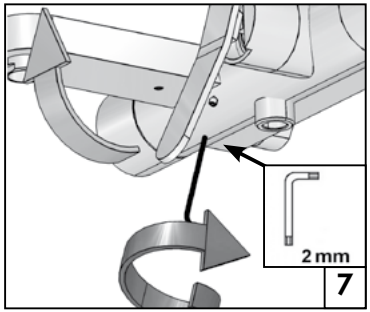
2 mm
7

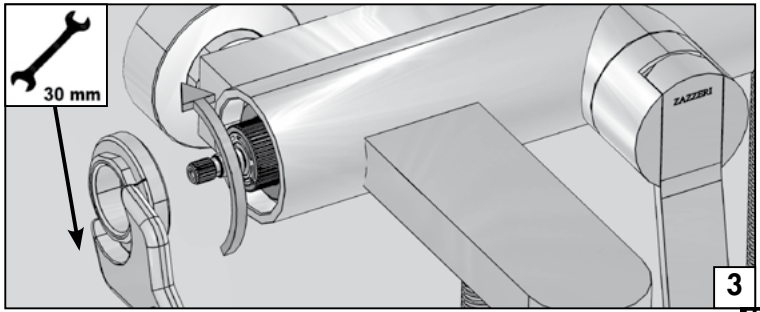
30 mm
ZAZZERI
3

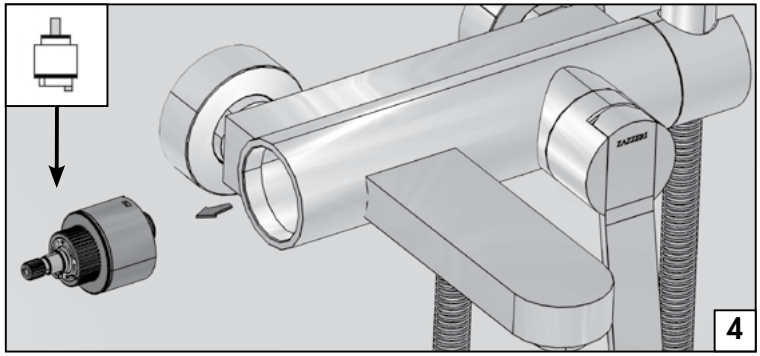
ZAZZERI
4


CODE: 2900 1033
NEW
5

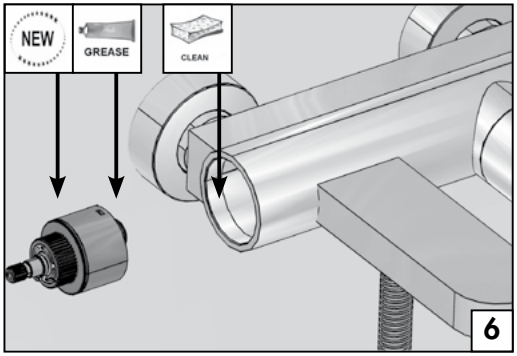
NEW
GREASE
CLEAN
6

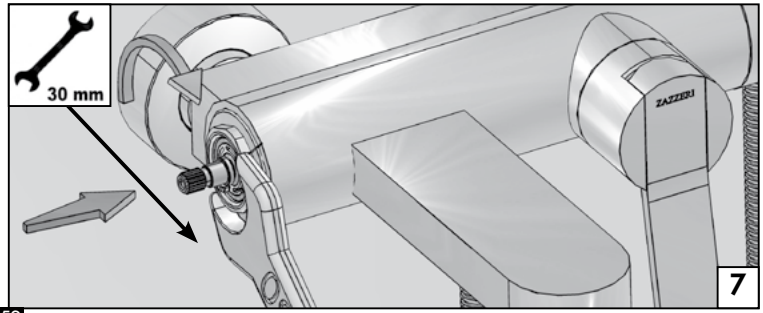
30 mm
ZAZZERI
7

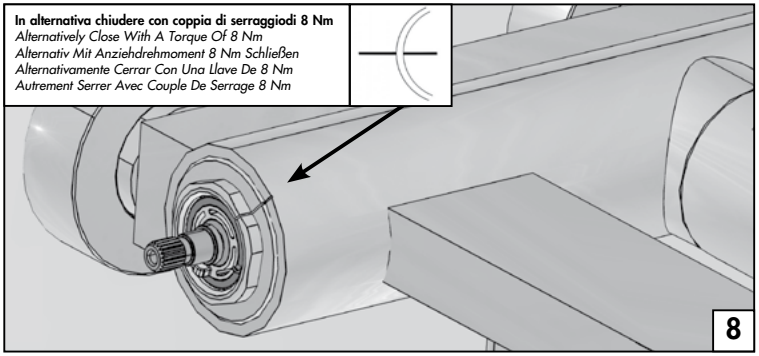
In alternativa chiudere con coppia di serraggiodi 8 Nm
Alternatively Close With A Torque Of 8 Nm
Alternativ Mit Anziehdrehmoment 8 Nm Schließen
Alternativamente Cerrar Con Una Llave De 8 Nm
Autrement Serrer Avec Couple De Serrage 8 Nm
8

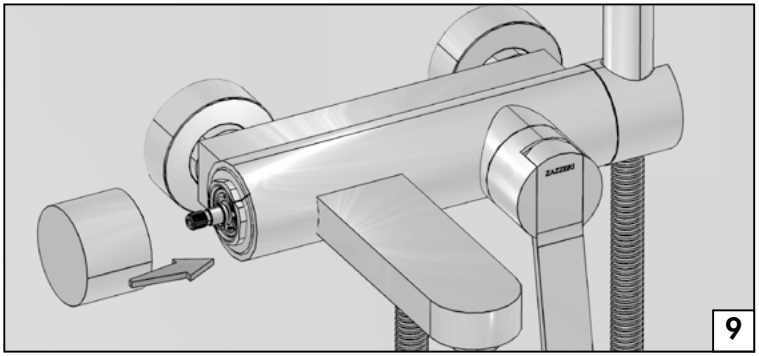
ZAZZERI
9

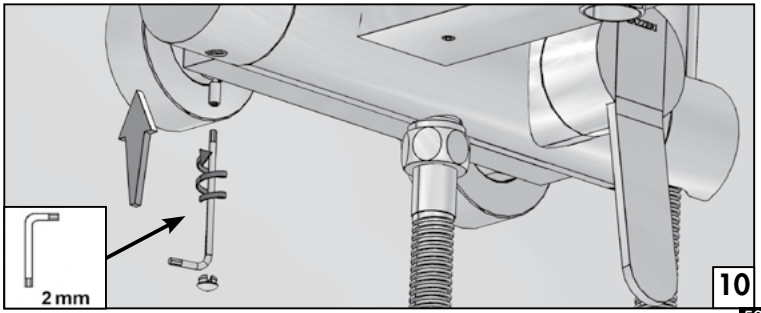
2 mm
10

CONDIZIONI DI GARANZIA

A) Requisiti
Per usufruire dell'intervento in garanzia il cliente dovrà essere in grado, in fase di richiesta telefonica o scritta, di riferire in merito al codice prodotto e il relativo lotto di produzione presenti sull'etichetta della confezione e al documento fiscale di acquisto o documento simile. Tali informazioni dovranno essere verificate dal Centro di Assistenza Tecnica (da ora in avanti CAT) una volta presso il cliente e prima di dare corso all'intervento.
I documenti di garanzia dei quali i clienti potranno essere in possesso sono i seguenti:
Etichetta prodotto e codice operatore presenti sulla e nella confezione rispettivamente: da diritto a garanzia con durata funzionale al tipo di guasto o difetto (consultare il paragrafo "B - relazione tra tipo di difetto e durata della garanzia ") ovvero ai ricambi gratuiti e alla prestazione gratuita.
Per usufruire dell'intervento in garanzia (*) il cliente dovrà essere in grado di dimostrare la data di acquisto della rubinetteria Zazzeri, tramite documento fiscale di acquisto o documento simile
Tali informazioni saranno verificate dal CAT una volta presso il cliente e prima di dare corso all'intervento.

B) Relazione tra tipo di difetto e durata della garanzia
Garanzia sulle superfici cromate 10 anni
Garanzia per difetti di porosità del materiale 10 anni
Garanzia su flessibili di allacciamento in acciaio, tubi di allacciamento e di collegamento in materiale plastico e metallico 5 anni
Garanzia su guarnizioni o elementi di tenuta in elastomero2 anni
Garanzia su vetri 5 anni
Garanzia su cartucce miscelatrici , vitoni e tutte le loro parti 5 anni (**)
Garanzia su cartucce termostatiche, deviatori ed elettrovalvole e tutte le loro parti 2 anni
Garanzia su parti elettriche, termoelettriche o elettroniche 2 anni
Garanzia su doccette , flessibili per doccette , parti in materiale plastico 2 anni
Garanzia specchi, superfici metalliche in genere, legno, laminati, superfici in materiali polimerici o in resina sintetica e finiture diverse dal cromato 2 anni
Garanzia su tutte le cause di difetto non espressamente indicate o previste dalla presente tabella 2 anni

(*) La garanzia copre i costi di riparazione soltanto nelle zone servite dal servizio d'assistenza tecnica autorizzata ZAZZERI. Per maggiori informazioni riguardanjti le zone coperte dai centri di assistenza tecnica autorizzata, grazie di consultare il nostro sito WEB www.zazzeri.it , sezione « Assistenza tecnica »
(**) quando siano stati installati i rubinetti filtro sottolavabo, vengano rispettati i valori di pressione di alimentazione consigliati e l'acqua presenti dei valori di durezza medi

C) Limiti ed esclusioni
- Ogni richiesta di fare valere il diritto alla garanzia sarà presa in considerazione a patto che venga dichiarata a ZAZZERI entro il periodo di garanzia .
Il cliente vedrà decaduto il diritto di garanzia qualora non abbia denunciato i vizi riscontrati entro mesi due dalla loro scoperta
- I difetti visibili vanno dichiarati per iscritto dal cliente a ZAZZERI entro e non oltre 7 giorni dalla data di acquisto del prodotto (data di decorrenza della garanzia). Per difetti visibili si intendono quelli che se non denunciati entro i termini indicati al venditore verrebbero considerati conseguenze dell'utilizzo del prodotto e quindi non riconosciuti dalla presente garanzia (deterioramenti superficiali quali graffi, ammaccature, abrasioni o ecc.)
- Le parti danneggiate e sostituite sono di proprietà di ZAZZERI
- Il cliente deve avere provveduto affinché l'installazione del prodotto consenta accesso adeguato per le operazioni di riparazione e manutenzione, nessun risarcimento sara' riconosciuto
da ZAZZERI per eventuali rimozioni di opere murarie o infrastrutture che impedissero l'accesso di cui sopra.
- La garanzia decadra' nei casi in cui il difetto sia stato originato da:
a) Installazione non corretta
b) Uso non appropriato o comunque non conforme alle condizioni di impiego specificate sui documenti all'interno della confezione
c) Utilizzo di detergenti contenenti acidi o abrasivi
d) Riparazione errata
e) Utilizzo di ricambi non originali
f) Deterioramento delle superfici causato da depositi di calcare
g) Fenomeni atmosferici
h) Sovratensioni sull'impianto di alimentazione elettrica
i) Riparazione non autorizzata da ZAZZERI
j) Manutenzione effettuata in modo non idoneo
- La Garanzia non contempla i seguenti interventi di manutenzione ordinaria:
a) Pulizia di filtri
b) Pulizia di aeratori
c) Rimozione del calcare da doccette , soffioni o da altre superfici
- In caso di reclamo non fondato, ovvero per difetti non imputabili a ZAZZERI, i costi di accertamento, trasporto o di altra natura saranno addebitati al cliente al quale il CAT dovrà chiedere il pagamento
- La Garanzia non include la richiesta di risarcimenti per danni diretti od indiretti subiti o insorti
- La Garanzia non è rinnovabile

GUARANTEE CONDITIONS

A) Requirements

To be entitled to use the guarantee, the customer, on the telephone or through a written request, must be able to refer the product code, the production batch (both available on the box label) as well as the fiscal document used to purchase (or similar document).
Such information will have to be verified by the Center for Technical Assistance (named CAT from now on) before the guarantee procedure gets started.
The documents of guarantee the customer should own are the following:
product label and operator code available on the box and inside of it. They give right to guarantee for a duration connected to the type of breakdown or defect (for details please consult the paragraph "B - relation between the type of defect and the duration of the guarantee").
The guarantee entitles to obtain spare parts and repair (*) with no charge.
In order to use the guarantee, the customer must be able to demonstrate the date of purchase of the Zazzeri product, through fiscal document of purchase or similar document.
Such information will be verified by the CAT once it has met the customer and before initiating the repair procedure.

B) Relation between the type of defect and the duration of the guarantee

Guarantee on the chromium plated surfaces 10 years
Guarantee for defects of porosity of the material 10 years
Guarantee on steel connecting flexible parts, connection tubes in plastic and metallic materials 5 years
Guarantee on washers or holding elements in elastomer 2 years
Guarantee on glass parts 5 years
Guarantee on mixer cartridges, screw valves and all their parts 5 years (**)
Guarantee on thermostatic cartridges, diverters, electric valves and all their parts 2 years
Guarantee on electric, thermoelectric or electronic parts 2 years
Guarantee on hand-showers, hand-shower hoses, elements in plastic materials 2 years
Guarantee on mirrors, metallic surfaces, wood, laminated parts, surfaces in polymer materials or synthetic resin and all the finishes other than chromium 2 years
Guarantee on all the defects not explicitly mentioned in this table 2 years

(*)The guarantee covers the reparation service only in the areas covered by the ZAZZERI authorized technical assistance centers. For information concerning the areas covered by a authorized assistance centre please see our website www.zazzeri.it section "technical assistance".
(**) when under the sink the filter taps have been installed, the advised values of water pressure have been respected, and the water hardness is medium.

C) Limitations and esclusions

Every demand to assert the right to the guarantee will be taken in consideration only when declared to ZAZZERI within the period of guarantee.
The customer will lose his guarantee right if she/he has failed to denounce the defects
40
found within two months from the discovery.

The visible defects must be declared to ZAZZERI by the customer with a written message within and not beyond 7 days from the date of purchase of the product (which is the day when the guarantee starts).
"Visible defects" are considered all those that, if not denounced within the prescribed terms to the vendor, would be considered consequences of use of the product and therefore not included in the guarantee (superficial deteriorations such as scratches, dents, abrasions, etc.)
The damaged and replaced parts are ZAZZERI property.
The customer must install the product in a way that allows an easy access for the repair and maintenance.
No compensation will be recognized by ZAZZERI for the removal of built-in elements or infrastructures that impede the above mentioned access.
The guarantee will decay whenever the fault has been originated by:
a) incorrect installation
b) inappropriate use or utilization not complying with the conditions of employment specified on the documents included in the package
c) Use of detergents containing acid or abrasives substances
d) Previous faulty repair
e) Use of not original spare parts
f) Deterioration of the surfaces caused by lime-scale deposit
g) Atmospheric phenomena
h) Overvoltage on the electric power supply system
i) Repair not authorized by ZAZZERI
j) Maintenance carried out in a not suitable way
In case of an unwarranted claim, for faults not imputable to ZAZZERI, the costs of assessment, transport or other nature will be debited to the customer trough the CAT.
The guarantee does not include the demand for compensations for direct or indirect damages suffered or arisen.
The Guarantee is not renewable.

GUARANTEE CONDITIONS

A) Voraussetzungen
Um die Garantie nutzen zu können, soll der Kunde die Artikelnummer und den Produktionscode (CODO FASE), die auf dem Verpackungsetikett stehen, bei der telefonischen oder schriftlichen Reklamation mitteilen können. Außerdem sollte der Kunde die Rechnung oder den Lieferschein vorlegen können. Diese Informationen werden bei dem technischen Kundendienst (später CAT genannt) geprüft, bevor die Garantieabwicklung anläuft.
Die Garantieunterlagen, die der Kunde zur Verfügung haben kann, sind folgende: Produktetikett und Bedienercode, die man auf der Verpackung finden kann. Sie berechtigen zur Garantie mit einer Dauer, die abhängig von der Art des Schadens oder des Defektes ist (bitte den Absatz „B – Verbindung zwischen Schadenart und Garantiedauer" konsultieren) d.h. die kostenlose Zusendung der Ersatzteile und die Garantieleistung. (*)
Um die Garantie nutzten zu können, muss der Kunde das Einkaufsdatum der ZAZZERI Produkte durch die Rechnung oder ein ähnliches Dokument beweisen können.
Solche Informationen werden beim CAT geprüft, bevor die Garantieabwicklung anläuft.

B) Verbindung zwischen Schadensart und Garantiedauer
Garantie für Chrom Oberfläche 10 Jahre
Garantie für Porositätsfehler des Materials 10 Jahre
Garantie für Stahlanschlussschläuche Anschluss- und Verbindungsschläuche aus Plastik und aus Metall 5 Jahre
Garantie für Dichtungen und Dichtungselemente aus Elastomer 2 Jahre
Garantie für Glas 5 Jahre
Garantie für Kartuschen , Oberteile und ihre Komponenten 5 Jahre (**)
Garantie für thermostatische Kartusche, Elektroventile und alle ihre Komponenten 2 Jahre
Garantie für elektrische, thermoelektrische und elektronische Teile 2 Jahre
Garantie für Handbrause, Handbrauseschläuche, Plastikteile 2 Jahre
Garantie für Spiegel, alle Metalloberfläche, Holz, Walzprodukten, Polymer- und Kunstharzoberfläche und Oberfläche, die anders als Chrom sind 2 Jahre
Garantie für alle Schadenursache, die nicht ausdrücklich in dieser Tabelle angegeben sind 2 Jahre
.

(*) Die Reparaturkosten gehen auf Garantie nur in den Gebieten, wo Zazzeri ein autorisiertes Kundendienstservice hat. Für Informationen bezüglich die Gebiete, wo es ein autorisiertes Kundendienstservice gibt, bitte konsultieren Sie unser Website www.zazzeri.it unter „Technischer Kundendienst".
(**) wenn die Filterhähne unter dem Waschbecken installiert wurden, die empfohlenen Versorgungsdruckwerte eingehalten werden und das Wasser mittlere Härtegrade aufweist.

C) Beschränkungen und Ausschließungen
- Jede Garantieanfrage wird betrachtet, unter der Bedingung, dass ZAZZERI innerhalb der Garantiefrist informiert wird.

Der Kunde wird seine Garantierechte verlieren, wenn er nicht innerhalb von zwei Monaten, nach der Schadenentdeckung, den Defekte gemeldet hat.
- Sichtbare Defekte sollen vom Kunden bis spätestens 7 Tagen vom Verkaufsdatum (das Datum des Anfangs der Garantiegültigkeit) an, schriftlich an ZAZZERI mitgeteilt werden. Mit „sichtbaren Defekten" sind alle Defekte gemeint, die, wenn nicht innerhalb der o.g. Frist zum Verkäufer mitgeteilt werden, als Konsequenz der Produktsverwendung betrachtet und deshalb nicht von dieser Garantie anerkannt werden (oberflächliche Schäden wie Kratzen, Beule, Schlieren, u.s.w.)
- Die defekten Teile und die Ersatzteile sind Eigentum von ZAZZERI.
- Der Kunde ist verantwortlich dafür, dass die Produktionsinstallation einen passenden Zugang für die Reparaturen und Wartungen erlaubt. Kein Schadenersatz wird von ZAZZERI anerkannt für die eventuelle Entfernung von Mauerwerk oder Installationen, die den o.g. Zugang verhindern.
- Die Garantie verfällt, falls der Schaden verursacht wurde durch:
a) Falscher Installation
b) Ungeeigneter Benutzung oder nicht konform an die Gebrauchsbedingungen, die in der Verpackung enthaltenen Unterlagen angegeben sind.
c) Benutzung von Reinigungsprodukte, die Säuren oder Scheuermittel enthalten
d) Falscher Reparatur
e) Verwendung von nicht originalen Ersatzteilen
f) Oberflächebeschädigung, die von Kalkbildungen verursacht wird
g) Lufterscheinung
h) Überspannung im elektrischen Anlage
i) Ohne ZAZZERI vorherige Genehmigung erfolgter Reparatur
j) Nicht richtig erfolgter Wartung
- Die Garantie umfasst nicht folgende Tätigkeiten von alltäglicher Wartung:
a) Reinigung der Filter
b) Reinigung der Perlatoren
c) Entfernung der Kalkbildungen an Handbrause, Kopfbrause oder andere Oberfläche
- Falls die Reklamation unberechtigt ist, das heißt, wenn ZAZZERI für die Schaden nicht verantwortlich ist, die Kosten für die Fehlerfeststellung, Transport oder anderer Art werden den Kunden durch dem CAT in Rechnung gestellt.
- Die Garantie umfasst nicht den Antrag auf Schadenersatz für erlittene oder aufgetretene Schäden.
- Die Garantie ist nicht verlängerbar.

CONDICIONES DE GARANTÍA

A) Requisitos
El cliente tendrá derecho a la intervención prevista en la garantía, ya sea que la solicita por teléfono o por escrito, únicamente si cita el código de producto y el correspondiente lote de producción indicados en la etiqueta del producto y hace referencia al documento fiscal de compra o similar. El personal del Centro de Asistencia Técnica (en adelante, CAT) verificará dichos datos una vez que se encuentre en la sede del cliente y antes de dar comienzo a la reparación.
Los clientes podrán tener en su poder los siguientes documentos de garantía:
Etiqueta del producto y código del operador que figuran en el producto mismo y en el paquete respectivamente: da derecho a garantía cuya duración es proporcional al tipo de avería o defecto (consúltese el párrafo "B: relación entre el tipo de defecto y duración de la garantía") o bien a recambios y prestación gratuitos.
Para tener derecho a la intervención prevista en la garantía (*), el cliente tendrá que poder demostrar la fecha de compra de la grifería Zazzeri mediante documento fiscal de compra o similar.
El personal del CAT verificará dichos datos una vez que se encuentre en la sede del cliente y antes de dar comienzo a la reparación

B) Relación entre el tipo de defecto y duración de la garantía
Garantía de las superficies cromadas 10 años
Garantía por defectos de porosidad del material 10 años
Garantía de tubos de conexión flexibles de acero, tubos de conexión y enlace de plástico y metal 5 años
Garantía de juntas o elementos de estanqueidad de elastómero 2 años
Garantía de los cristales 5 años
Garantía de cartuchos mezcladores, roscas y sus correspondientes partes 5 años (**)
Garantía de cartuchos termostáticos, desviadores y electroválvulas y sus correspondientes partes 2 años
Garantía de partes eléctricas, termoeléctricas o electrónicas 2 años
Garantía de duchas de mano, tubos flexibles de duchas de mano, partes de material plástico 2 años
Garantía de espejos, superficies metálicas en general, madera, laminados, superficies de polímeros o resinas sintéticas y acabados que no sean cromados 2 años
Garantía por todas las causas de defectos no expresamente indicadas o contempladas en la presente tabla 2 años
(*) La garantía cubre el costo de la reparación sólo en las áreas cubiertas por el servicio de asistencia técnica autorizado ZAZZERI. Para obtener información sobre las áreas cubiertas por un Centro de Servicio Autorizado, por favor visite nuestro sitio web www.zazzeri.it, sección "asistencia técnica".
(**) siempre que se hayan instalado los grifos filtro debajo del lavabo, se respeten los valores de presión aconsejados y la dureza del agua tenga valores medios.

C) Limitaciones y exclusiones

- Toda solicitud de intervenciones cubiertas por la garantía se tomará en cuenta con la condiciones de que se presente a ZAZZERI dentro del período de garantía.
El derecho a la garantía se perderá si el cliente no denuncia los defectos o vicios antes de transcurridos dos meses desde que los descubriera.
- El cliente debe denunciar por escrito a ZAZZERI los defectos visibles antes de los 7 días a contar de la fecha de compra del producto (fecha de validez de la garantía). Se consideran defectos visibles aquellos que, si no se los denuncia al vendedor en los términos antes mencionados, se considerarían consecuencia del uso de producto y, por tanto, no cubiertos por esta garantía (rayaduras, golpes, raspaduras y otros defectos superficiales).
- Las partes dañadas que se cambien son de propiedad de ZAZZERI.
- El cliente deberá haber instalado el producto de modo tal que sea de fácil acceso para repararlo y mantenerlo. ZAZZERI no indemnizará bajo ningún concepto si hubiera necesidad de eliminar partes de albañilería o infraestructuras que impidieran el acceso como se describe más arriba.
- Se perderá todo derecho a la garantía en caso de que el defecto tenga su origen en:
a) Instalación no correcta;
b) Uso impropio o no conforme a las condiciones de uso especificadas en los documentos contenidos en el paquete;
c) Empleo de detergentes que contengan ácidos o abrasivos;
d) Mala reparación;
e) Uso de recambios no originales;
f) Superficies deterioradas por depósitos calcáreos;
g) Fenómenos atmosféricos;
h) Sobretensión en la instalación eléctrica;
i) Reparaciones que no hayan sido autorizadas por ZAZZERI;
j) Mantenimiento no adecuado.
- La garantía no cubre las tareas de mantenimiento ordinario que se indican a continuación:
a) Limpieza de filtros
b) Limpieza de aireadores;
c) Eliminación de depósitos calcáreos de duchas de mano, rociadores u otras superficies.
- En caso de reclamos sin fundamento, o defectos no imputables a ZAZZERI, el CAT cargará al cliente los costes de verificación y transporte o de otra naturaleza.
- La garantía no comprende el pedido de resarcimiento por daños directos o indirectos sufridos o derivados.
- La garantía no es renovable.

CONDITIONS DE GARANTIE

A) Conditions

Pour en profiter de l' intervention sous garantie le client doit rapporter, pendant la demande téléphonique ou écrite, le code produit, le lot de production rèlatif et présent sur la labelle de la confection et meme le document fiscal d'achat ou document semblable. Ces informations seraient verifiées du centre d'assistance tecnique (le CAT dorénavant) chez le client et avant de commencer l'intervention.

Les documents de garantie en possession du client peuvent etre les suivants :

Labelle produit et code opérateur à trouver respectivement sur et dans la confection: ça va donner plein droit à une garantie de durée fonctionale au défect ou défaillance (consulter paragraphe "B- rélation entre le défect et la durée du garantie ») c'est à dire, les rechanges et l'intervention gratuite.

Pour en profiter de l'intervention sous garantie (*) le client doit demonstrer la date d'achat du robinetterie ZAZZERI, avec le document fiscal d'achat ou document semblable. Ces informations seraient verifiées du centre d'assistance tecnique (le CAT dorénavant) chez le client et avant de commencer l'intervention.

B) Relation entre défect et durée de la garantie

Garantie pour les surfaces chromées 10 années
Garantie pour défects du porosité materiaux 10 années
Garantie pour flexibles de raccordement en acier, tuyaux de raccordement et connection avec matériaux plastiques et métalliques 5 années
Garantie pour joints ou eleméntsde tenue en élastométre 2 années
Garantie pour les glaces 5 années
Garantie pour cartouches mitigeurs, tetes de robinets et toutes les parties 5 années (**)
Garantie pour cartouches thérmostatiques, deviateurs, électrovannes et toutes les parties 2 années
Garantie pour parties électriques, thérmoeléctrique ou électronique 2 années
Garantie pour douchettes, flexibles pour douchettes, parties plastiques 2 années
Garantie pour glaces, surfaces métalliques en général, bois, laminés, surfaces en matériaux polymériques ou en résine synthétique et finitions différentes du chromée 2 années
Garantie pour toutes les causés défects pas indiquées ou pas prévues de cette grille 2 années

(*) La garantie couvre le coût de la réparation uniquement dans les zones couvertes par le service d'assistance technique autorisé ZAZZERI. Pour plus d'informations concernant les zones couvertes par un centre d'assistance autorisé, merci de consulter notre site Web www.zazzeri.it , section «assistance technique».

(**) quand l'installation du robinets filtres sous lavabo à eu lieu, les valeurs concernant la pression d'alimentation conseillée sont à respecter et les valeurs du dureté moyenne concernant l'eau.

C) Limites et exclusions

- Chaque demande concernant la valence de la garantie, serait considérée seulement si la dèclaration à ZAZZERI est présentée entre le periode de la garantie.

Le droit de garantie va dècader en cas que le client va pas denoncer les dèfects rencontrèes entre deux mois après la decouvrance.

- les dèfects visibles sont à dèclarer par ècrit du client à ZAZZERI entre 7 jours de la date d'achat du produit (à partir da la date du garantie). Avec défects visibles on entende ceux qui si pas denoncèe entre les termes indiquèes au vendeur, sont à considerer consequences de l'utilisation du produit et pas reconnu de la garantie présente (détérioration surface comme : rayures, bosselures, abrasions etc..)
- les parties endomamgèes et soubstituèes sont de proprietè ZAZZERI
- Le client doit subvenir pour permettre que l'installation du produit va autoriser un accès correct pour les opèrations de rèparation et manutention, pas des remboursements sont reconnu de la part de ZAZZERI pour enlèvements éventuels du gros oeuvres ou infrastructures que vont empecher l'acces indiquée ci-dessus.
- La garantie va déchoir dans les cases dans lesquelles les défect à été originé du:

a) Une installation pas correcte
b) Utilisation pas adapte ou conforme aux conditions d'emploi specifièes sur les documents dans la confection
c) Emploi détergents avec acides ou abrasifs
d) Réparation erronée
e) Emploi des rechanges pas originals
f) Détèrioration surfaces à cause du depots de calcaires
g) Phénoménes athmospheriques
h) Sovratensioni sull'impianto di alimentazione elettrica
i) Réparation pas authorisée du ZAZZERI
j) Manutention pas correcte

- La Garantie va pas recouvrir les interventions de manutention ordinaire suivantes:

a) Nettoyage filtres
b Nettoyage aérateurs
c) Enlèvement calcaire de douchettes, pommes de douche ou autres surfaces

- En cas d'une réclamation pas fondée, c'est à dire pour dèfects pas imputables à la part de ZAZZERI, les frais de vèrification, transport ou d' autres origines seraient chargèe au client, auquel le CAT va demander le payement
- La garantie va pas recouvrir la demande de remboursements pour dommages directs, indirects, subis ou en apparition
- La garantie est pas renouvelable

Cod. 05CI026 - Rev. 02 - 2015

ZAZZERI

Rubinetterie Zazzeri S.p.A.
Frazione Burchio, 55 _ 50064 Incisa in Val d'Arno _ Florence _ Italy
P.I. 00435690482 _ Tel. +39 055 69.60.51 _ Fax: Italia +39 055 69.63.09 _ Export +39 055 69.66.31
www.zazzeri.it _ info@zazzeri.it _ export@zazzeri.it